

**For Immediate  
Release:  
June 9, 2020**

**CONTACT:  
Sue Cartun  
MLSSAZ President  
(520) 886-8282**

**Randy Rogers  
CEO, MLSSAZ  
(520) 327-4218**

# Multiple Listing Service of Southern Arizona Monthly Statistics **May 2020**

The Rental Statistics summarize the active inventory, rented inventory, and days on market for each rental property type.

Below are some highlights from the May Rental Statistics:

- Total Active listings for May were 257.
- The number of properties rented this month was 191.
- The Average monthly rent for Casita/Guesthouse was \$656.
- The Average monthly rent for Condominiums was \$919.
- The Average monthly rent for Mobile Homes was \$692.
- The Average monthly rent for Manufactured Single Family Residence's was \$0.
- The Average monthly rent for Single Family Residence's was \$1,465.
- The Average monthly rent for Townhomes was \$1,037.
- Average Days on Market was 25.



#### Lifestyle Opportunities:

No matter what area or type of home you are interested in, you have a variety of options.

#### Financial:

Multiple financing opportunities are available

Talk to a REALTOR®!

With the complexity of a real estate transaction, you need a REALTOR®.

Sue Cartun  
2020 MLSSAZ President

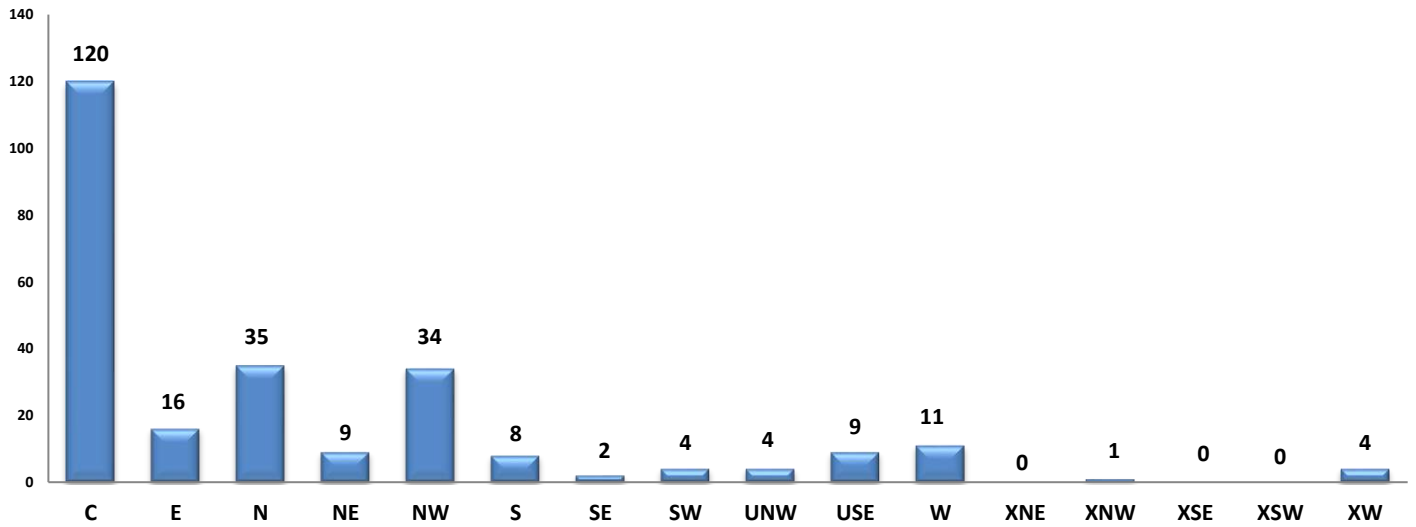
William Mordka  
2020 TAR President



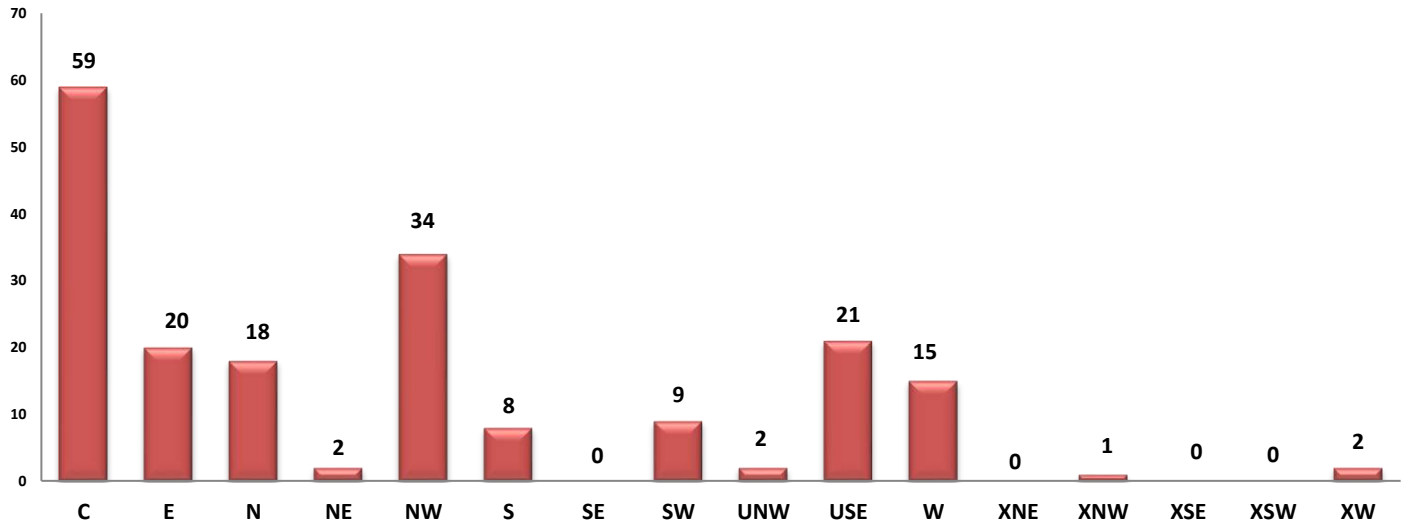
The MLS of Southern Arizona is a wholly owned subsidiary of the Tucson Association of REALTORS®, dedicated to providing a reliable real estate database for members and the public. The Association represents the interests of 5,900 professionals in the real estate industry and is affiliated with the National Association of REALTORS®. REALTOR® is a registered collective membership mark which may only be used by professionals who are members and subscribe to its strict code of ethics.

## Rentals - Unfurnished Only

### Active Listings - May 2020 - 257



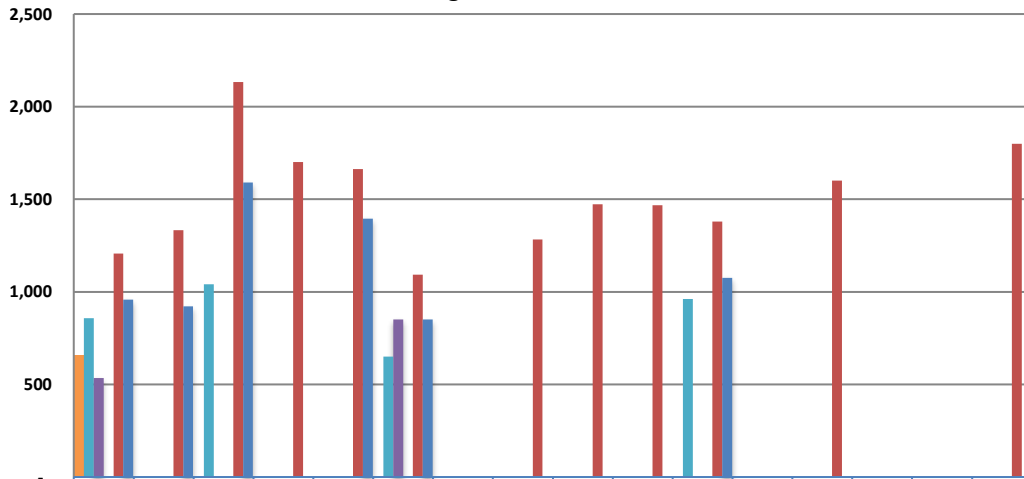
### Rented During May 2020 - 191



PLEASE NOTE: The data contained in this report is dynamic in nature and therefore subject to change and adjustment with the passage of time. These figures and charts are an approximation of the flow of business as observed through the Multiple Listing Service of Southern Arizona. This report does not represent all real estate activity in the area as it does not include unrepresented sales, commercial sales or a substantial portion of new home sales. Though the data and materials presented here are deemed to be substantially correct, neither the Tucson Association of REALTORS® nor the Multiple Listing Service of Southern Arizona guarantees, or is in any way responsible for its accuracy.

### Rented Listings - May 2020

Average Rent Amount

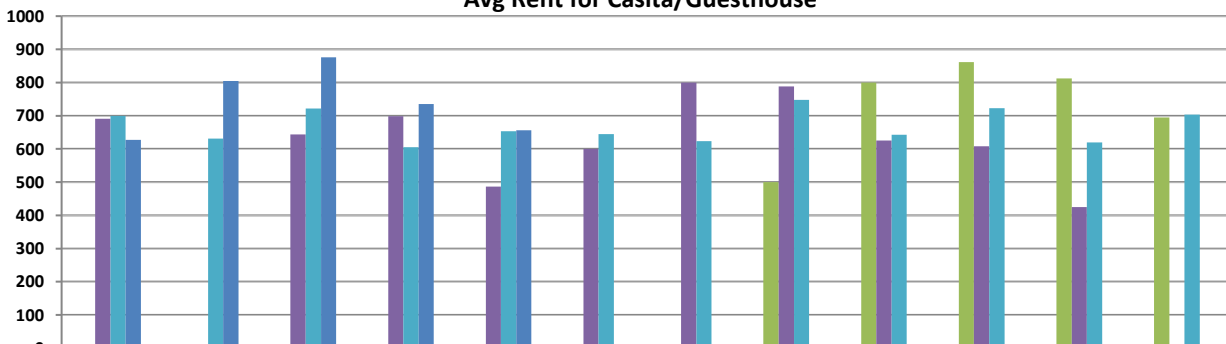


	C	E	N	NE	NW	S	SE	SW	UNW	USE	W	XNE	XNW	XSE	XSW	XW
C/G	656	-	-	-	-	-	-	-	-	-	-	-	-	-	-	-
CND	858	-	1,040	-	-	650	-	-	-	-	962	-	-	-	-	-
MH	535	-	-	-	-	850	-	-	-	-	-	-	-	-	-	-
MSFR	-	-	-	-	-	-	-	-	-	-	-	-	-	-	-	-
SFR	1,206	1,332	2,132	1,700	1,662	1,092	-	1,282	1,472	1,467	1,380	-	1,600	-	-	1,800
TH	958	921	1,590	-	1,395	850	-	-	-	-	1,075	-	-	-	-	-

Area	# of Listings
C	59
E	20
N	18
NE	2
NW	34
S	8
SE	0
SW	9
UNW	2
USE	21
W	15
XNE	0
XNW	1
XSE	0
XSW	0
XW	2

### Avg Rent for Casita/Guesthouse - May 2020

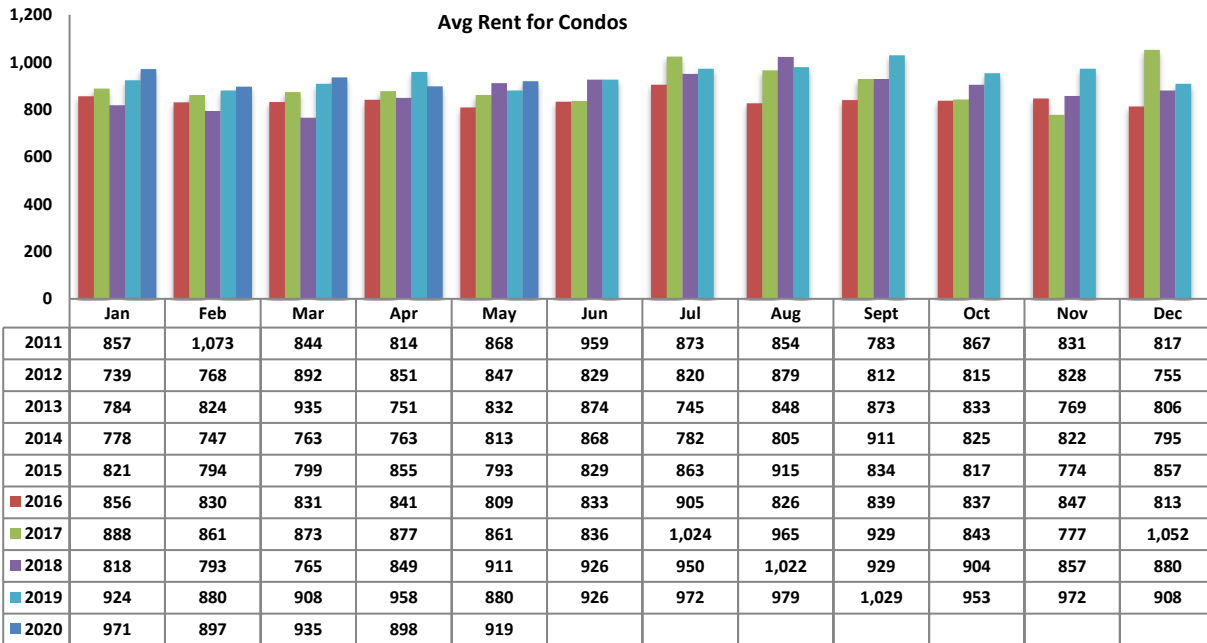
Avg Rent for Casita/Guesthouse



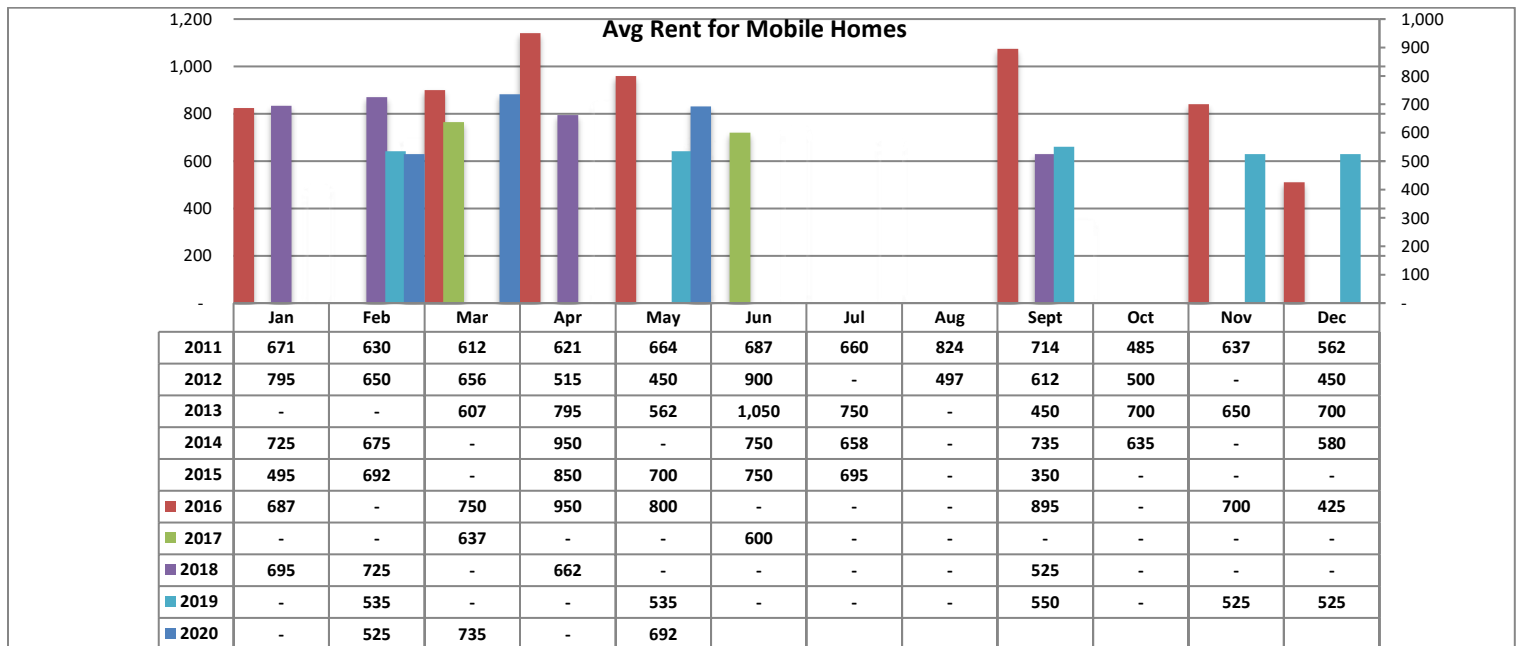
	Jan	Feb	Mar	Apr	May	Jun	Jul	Aug	Sept	Oct	Nov	Dec
2017	0	0	0	0	0	0	0	500	800	862	812	695
2018	691	0	644	699	487	600	800	788	625	608	425	0
2019	700	631	722	605	653	645	623	748	643	723	620	703
2020	627	805	876	735	656							

PLEASE NOTE: The data contained in this report is dynamic in nature and therefore subject to change and adjustment with the passage of time. These figures and charts are an approximation of the flow of business as observed through the Multiple Listing Service of Southern Arizona. This report does not represent all real estate activity in the area as it does not include unrepresented sales, commercial sales or a substantial portion of new home sales. Though the data and materials presented here are deemed to be substantially correct, neither the Tucson Association of REALTORS® nor the Multiple Listing Service of Southern Arizona guarantees, or is in any way responsible for its accuracy.

## Avg Rent for Condos - May 2020

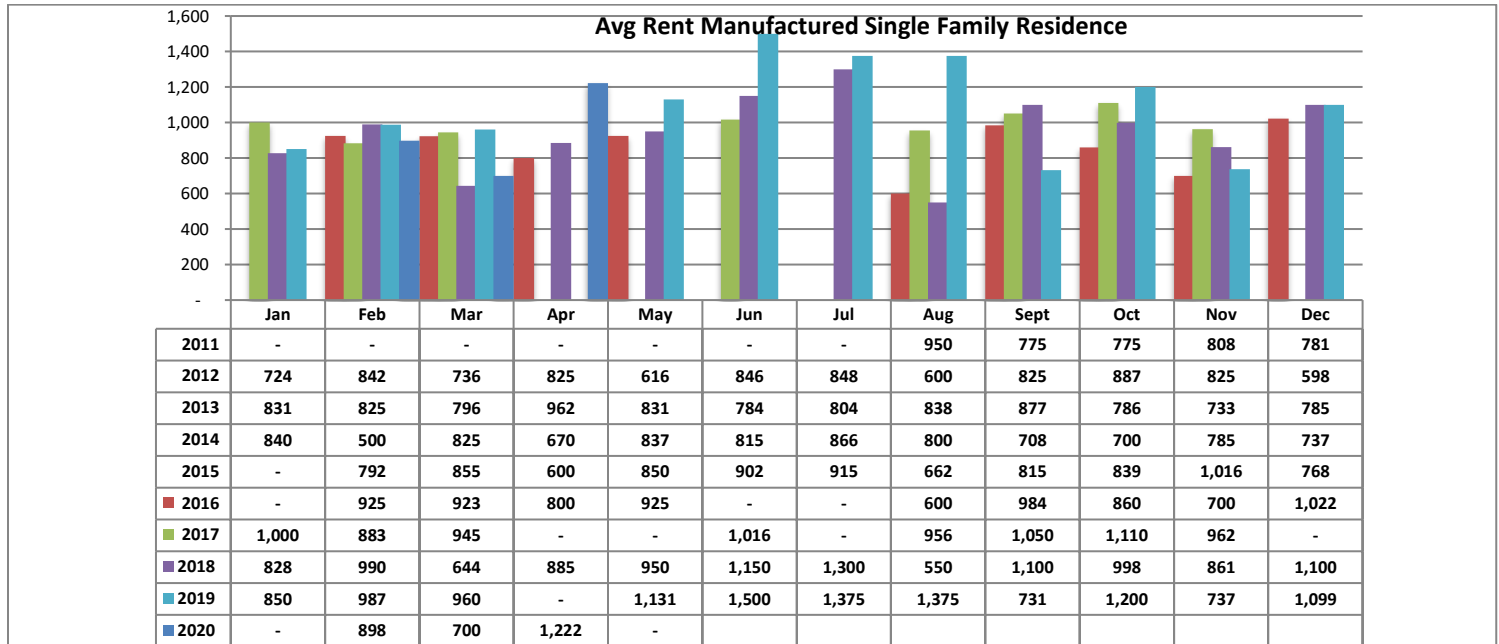


## Avg Rent for Mobile Homes - May 2020



PLEASE NOTE: The data contained in this report is dynamic in nature and therefore subject to change and adjustment with the passage of time. These figures and charts are an approximation of the flow of business as observed through the Multiple Listing Service of Southern Arizona. This report does not represent all real estate activity in the area as it does not include unrepresented sales, commercial sales or a substantial portion of new home sales. Though the data and materials presented here are deemed to be substantially correct, neither the Tucson Association of REALTORS® nor the Multiple Listing Service of Southern Arizona guarantees, or is in any way responsible for its accuracy.

## Avg Rent for MSFR - May 2020

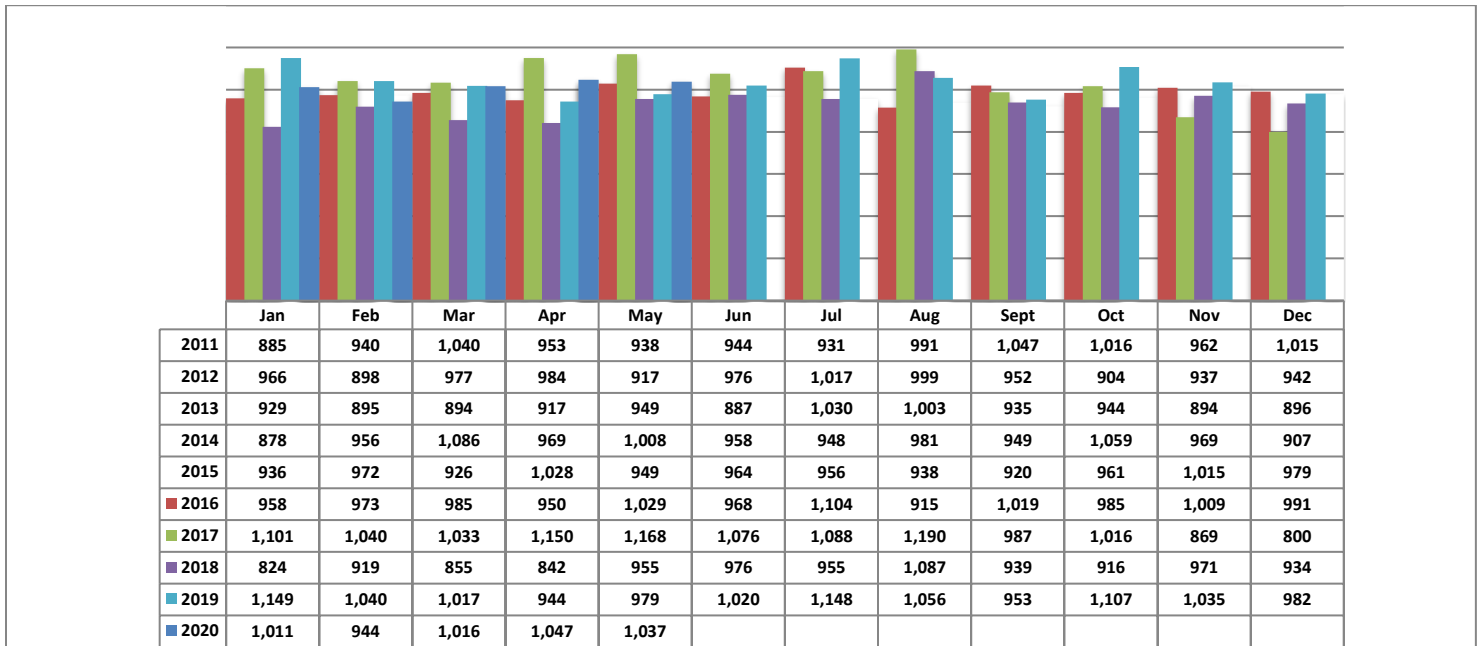


## Avg Rent for SFR Homes - May 2020

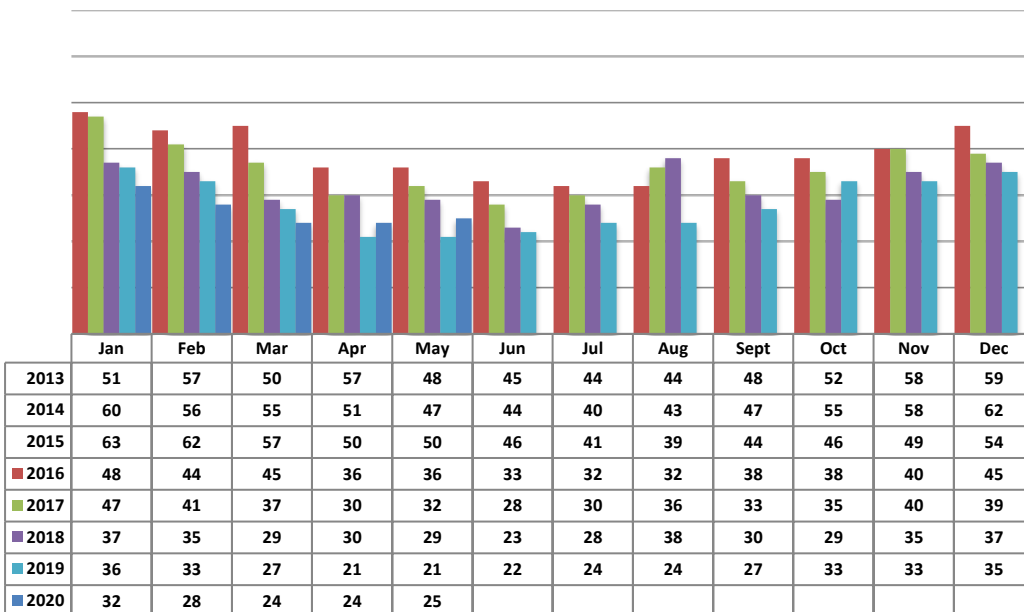


PLEASE NOTE: The data contained in this report is dynamic in nature and therefore subject to change and adjustment with the passage of time. These figures and charts are an approximation of the flow of business as observed through the Multiple Listing Service of Southern Arizona. This report does not represent all real estate activity in the area as it does not include unrepresented sales, commercial sales or a substantial portion of new home sales. Though the data and materials presented here are deemed to be substantially correct, neither the Tucson Association of REALTORS® nor the Multiple Listing Service of Southern Arizona guarantees, or is in any way responsible for its accuracy.

## Avg Rent for Townhomes – May 2020



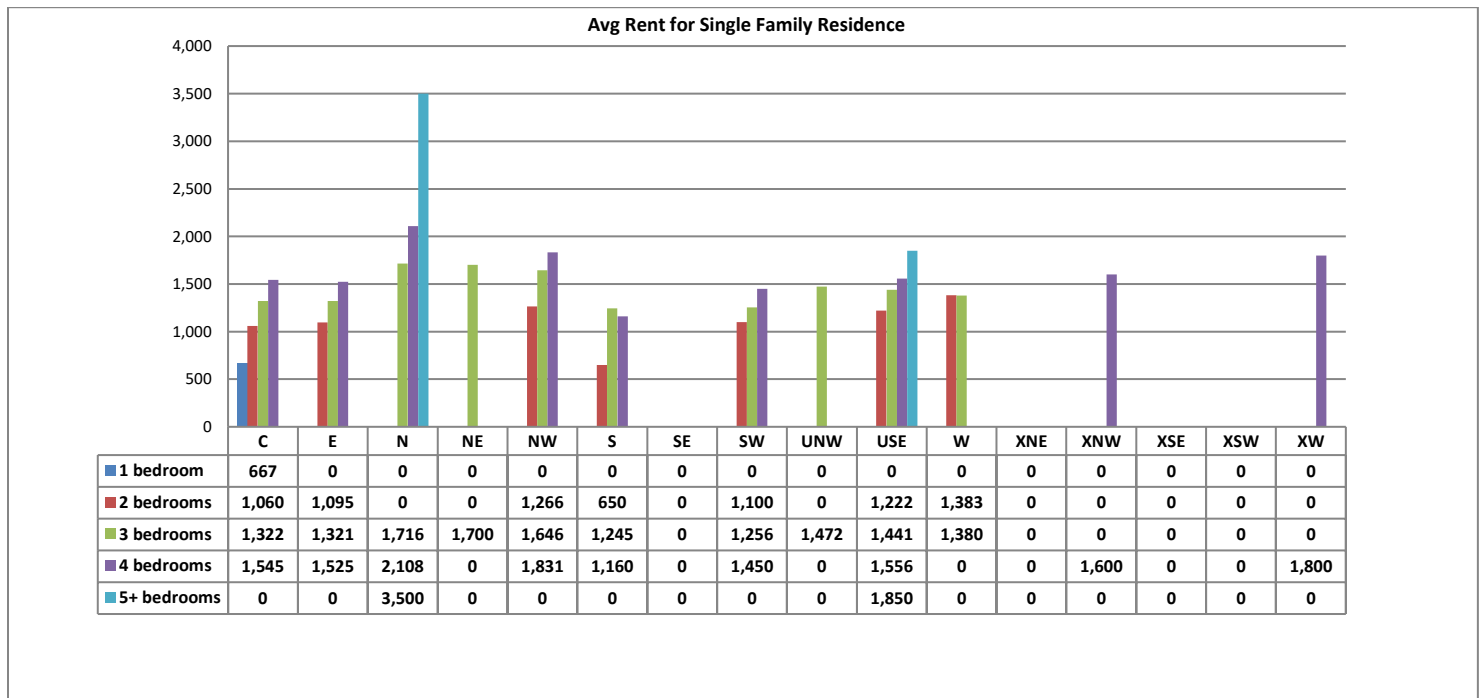
## Average Days on Market/Listing



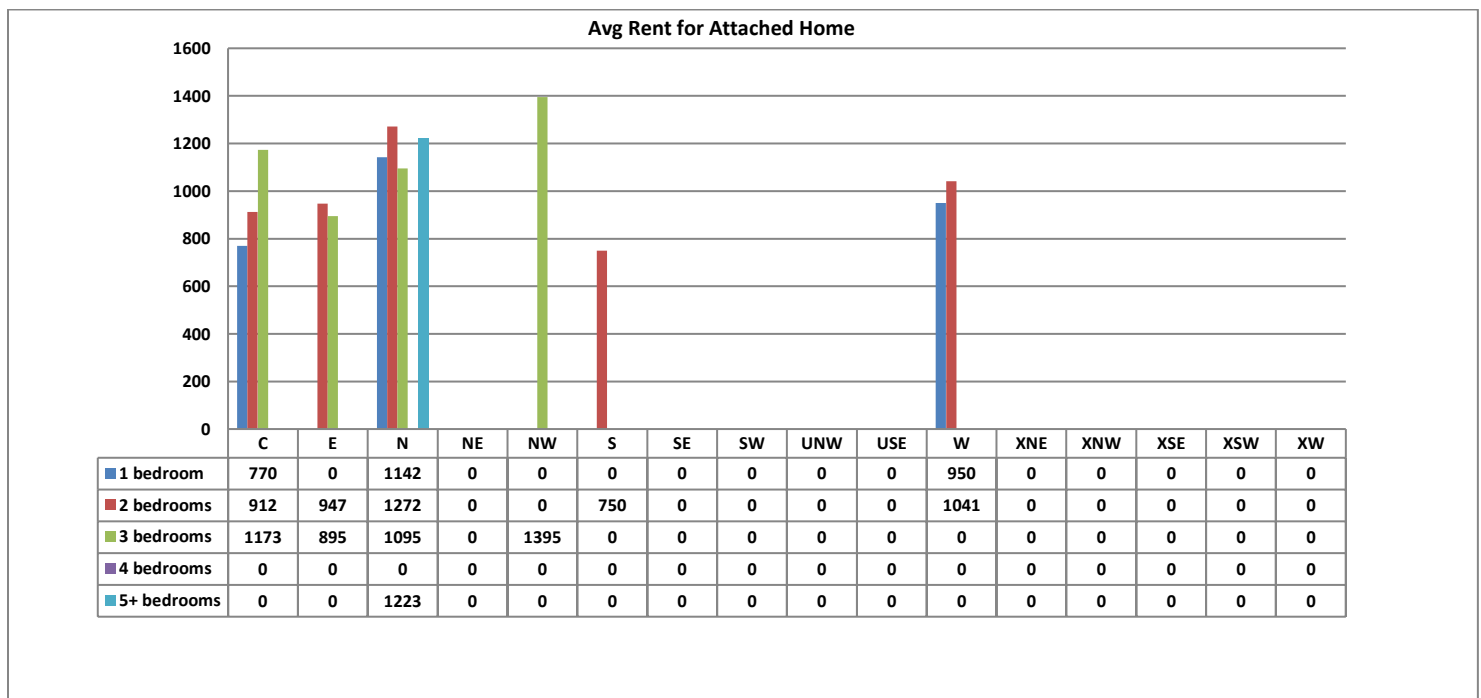
Area	# of Listings
C	32
E	24
N	25
NE	33
NW	21
S	18
SE	0
SW	15
UNW	10
USE	18
W	21
XNE	0
XNW	56
XSE	0
XSW	0
XW	16

PLEASE NOTE: The data contained in this report is dynamic in nature and therefore subject to change and adjustment with the passage of time. These figures and charts are an approximation of the flow of business as observed through the Multiple Listing Service of Southern Arizona. This report does not represent all real estate activity in the area as it does not include unrepresented sales, commercial sales or a substantial portion of new home sales. Though the data and materials presented here are deemed to be substantially correct, neither the Tucson Association of REALTORS® nor the Multiple Listing Service of Southern Arizona guarantees, or is in any way responsible for its accuracy.

## Average Single Family price per # of bedrooms – May 2020

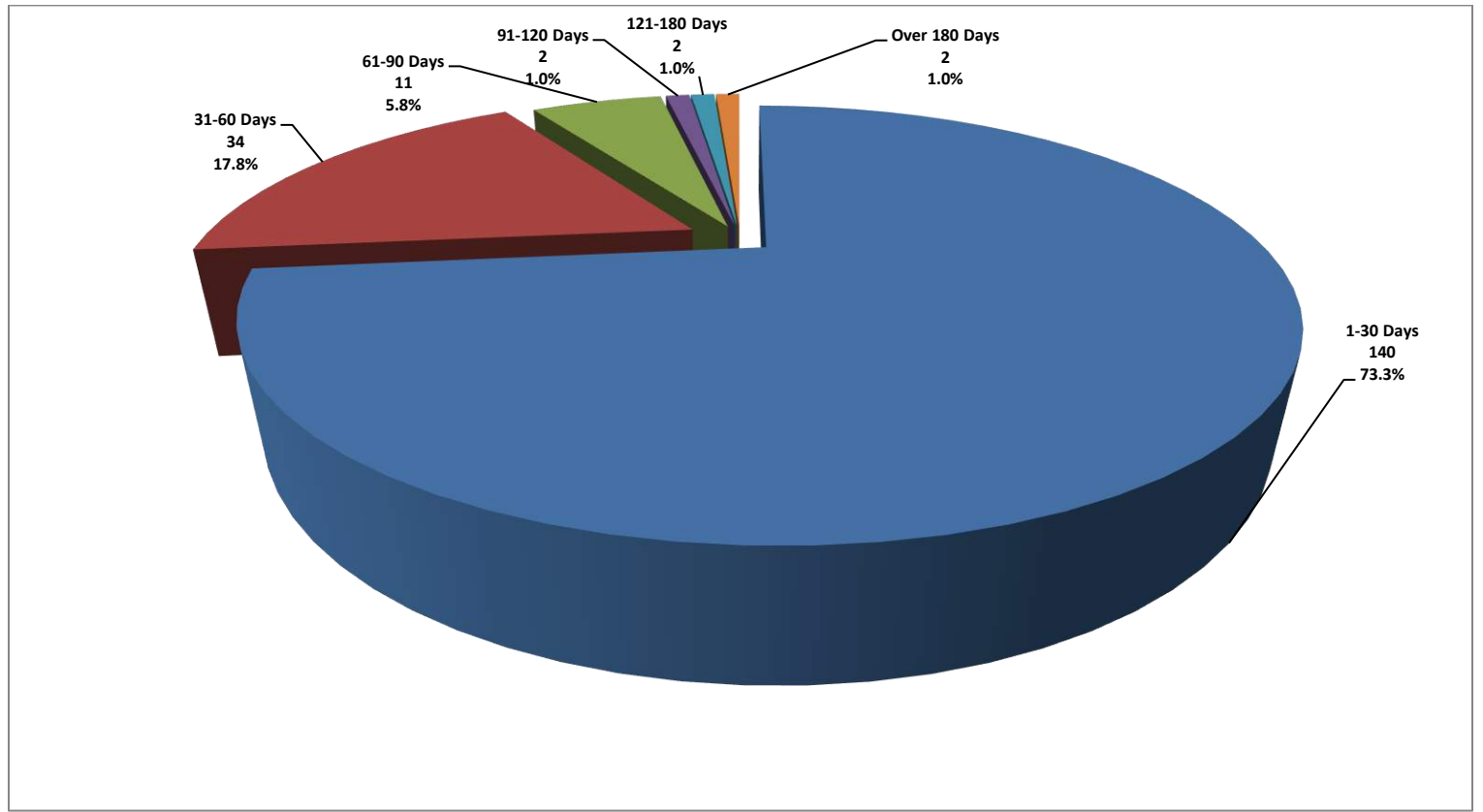


## Average Attached Home price per # of bedrooms – May 2020



PLEASE NOTE: The data contained in this report is dynamic in nature and therefore subject to change and adjustment with the passage of time. These figures and charts are an approximation of the flow of business as observed through the Multiple Listing Service of Southern Arizona. This report does not represent all real estate activity in the area as it does not include unrepresented sales, commercial sales or a substantial portion of new home sales. Though the data and materials presented here are deemed to be substantially correct, neither the Tucson Association of REALTORS® nor the Multiple Listing Service of Southern Arizona guarantees, or is in any way responsible for its accuracy.

## Average Days on Market/Listing for May 2020 Breakdown



PLEASE NOTE: The data contained in this report is dynamic in nature and therefore subject to change and adjustment with the passage of time. These figures and charts are an approximation of the flow of business as observed through the Multiple Listing Service of Southern Arizona. This report does not represent all real estate activity in the area as it does not include unrepresented sales, commercial sales or a substantial portion of new home sales. Though the data and materials presented here are deemed to be substantially correct, neither the Tucson Association of REALTORS® nor the Multiple Listing Service of Southern Arizona guarantees, or is in any way responsible for its accuracy.