

**For Immediate
Release:
October 9, 2018**

CONTACT:

Judith Grammond
MLSSAZ President
(520) 721-1478

Sean Murphy
Executive Vice President
(520) 382-8792

Randy Rogers
CEO, MLSSAZ
(520) 327-4218

Multiple Listing Service of Southern Arizona Monthly Statistics September 2018

The Rental Statistics summarize the active inventory, rented inventory, and days on market for each rental property type.

Below are some highlights from the September Rental Statistics:

- Total Active listings for September were 299.
- The number of properties rented this month was 209.
- The Average monthly rent for Casita/Guesthouse was \$625.
- The Average monthly rent for Condominiums was \$929.
- The Average monthly rent for Mobile Homes was \$525.
- The Average monthly rent for Manufactured Single Family Residence's was \$1,100.
- The Average monthly rent for Single Family Residence's was \$1,394.
- The Average monthly rent for Townhomes was \$939.
- Average Days on Market was 30.



Lifestyle Opportunities:

No matter what area or type of home you are interested in, you have a variety of options.

Financial:

Multiple financing opportunities are available

Talk to a REALTOR®!

With the complexity of a real estate transaction, you need a REALTOR®.

Judith Grammond
2018 MLSSAZ President

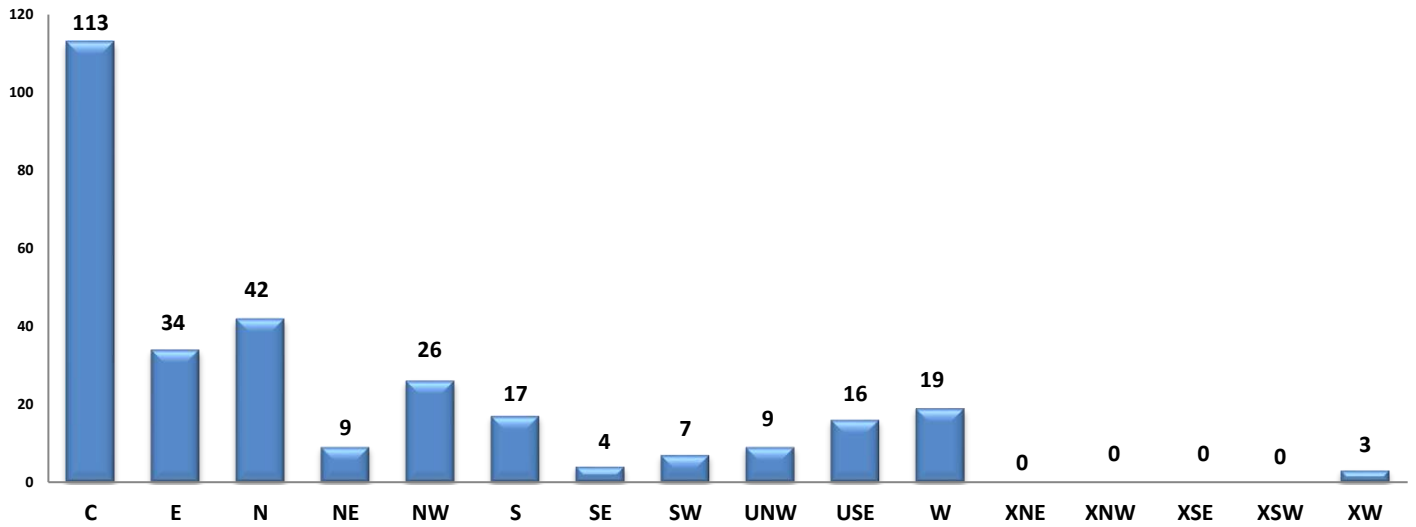
Ginny Huffman
2018 TAR President



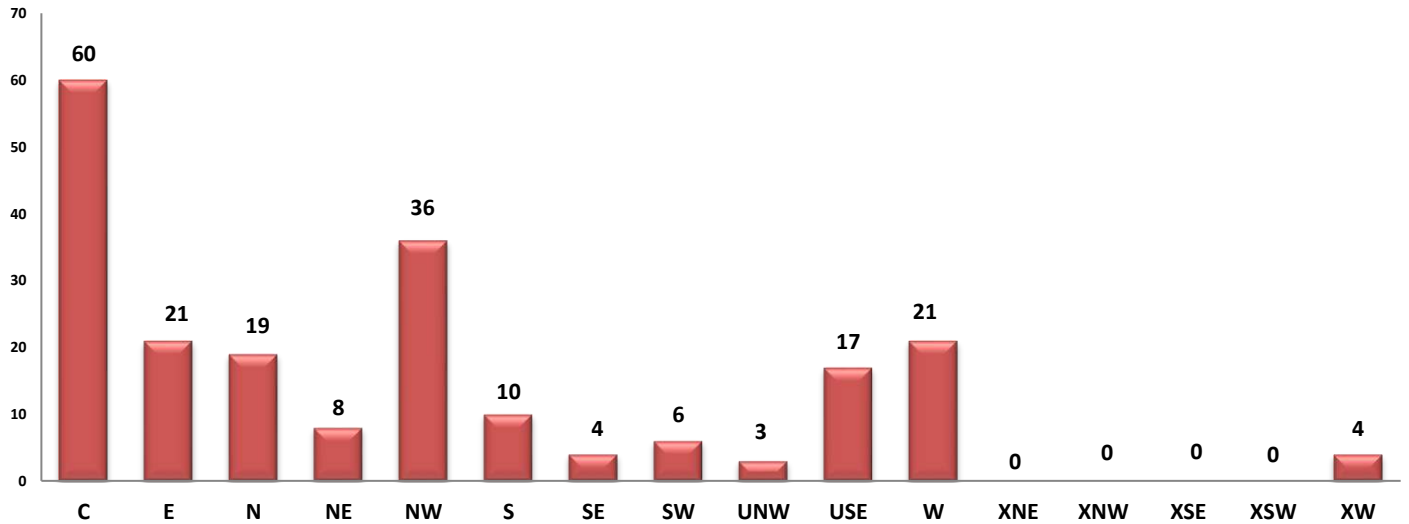
The MLS of Southern Arizona is a wholly owned subsidiary of the Tucson Association of REALTORS®, dedicated to providing a reliable real estate database for members and the public. The Association represents the interests of 5,400 professionals in the real estate industry, and is affiliated with the National Association of REALTORS®. REALTOR® is a registered collective membership mark which may only be used by professionals who are members and subscribe to its strict code of ethics.

Rentals - Unfurnished Only

Active Listings - September 2018 - 299



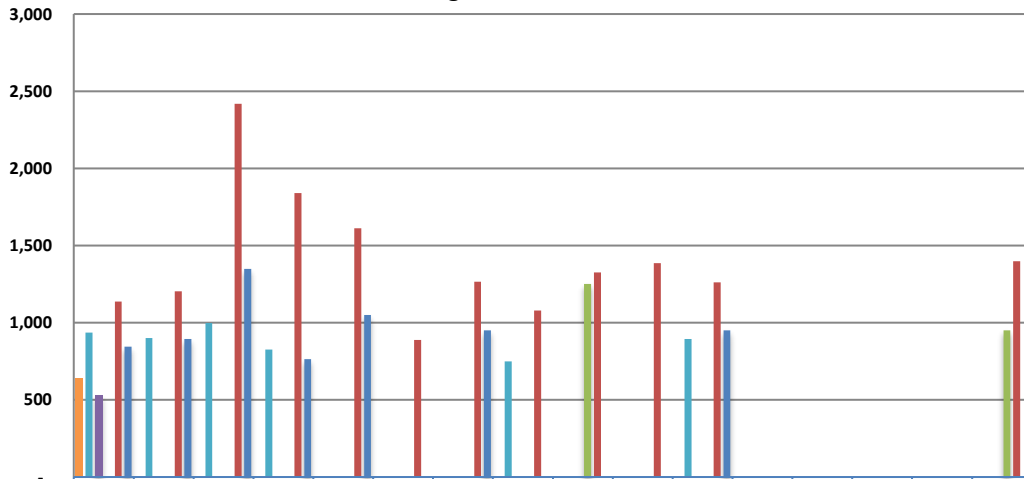
Rented During September 2018 - 209



PLEASE NOTE: The data contained in this report is dynamic in nature and therefore subject to change and adjustment with the passage of time. These figures and charts are an approximation of the flow of business as observed through the Multiple Listing Service of Southern Arizona. This report does not represent all real estate activity in the area as it does not include unrepresented sales, commercial sales or a substantial portion of new home sales. Though the data and materials presented here are deemed to be substantially correct, neither the Tucson Association of REALTORS® nor the Multiple Listing Service of Southern Arizona guarantees, or is in any way responsible for its accuracy.

Rented Listings - September 2018

Average Rent Amount

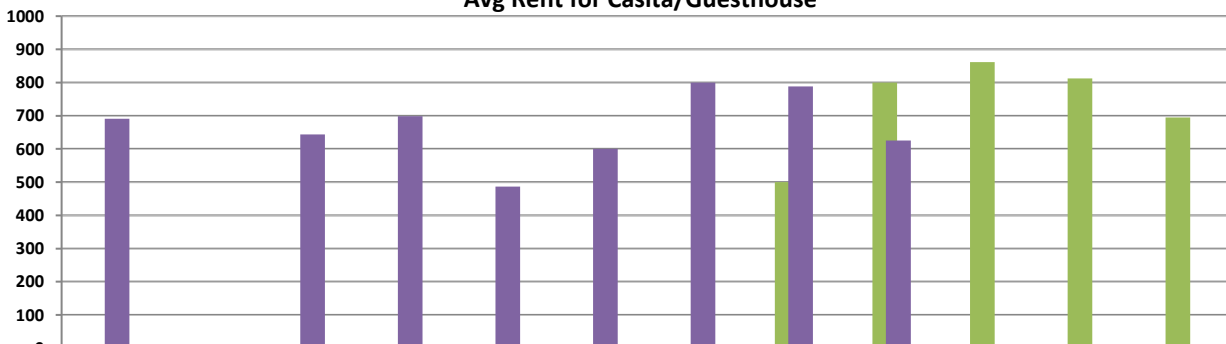


	C	E	N	NE	NW	S	SE	SW	UNW	USE	W	XNE	XNW	XSE	XSW	XW
C/G	637	-	-	-	-	-	-	-	-	-	-	-	-	-	-	-
CND	936	900	998	825	-	-	-	750	-	-	895	-	-	-	-	-
MH	525	-	-	-	-	-	-	-	-	-	-	-	-	-	-	-
MSFR	-	-	-	-	-	-	-	-	1,250	-	-	-	-	-	-	950
SFR	1,137	1,203	2,418	1,840	1,612	888	1,266	1,079	1,325	1,385	1,262	-	-	-	-	1,398
TH	845	895	1,349	763	1,050	-	950	-	-	-	950	-	-	-	-	-

Area	# of Listings
C	60
E	21
N	19
NE	8
NW	36
S	10
SE	4
SW	6
UNW	3
USE	17
W	21
XNE	0
XNW	0
XSE	0
XSW	0
XW	4

Avg Rent for Casita/Guesthouse - September 2018

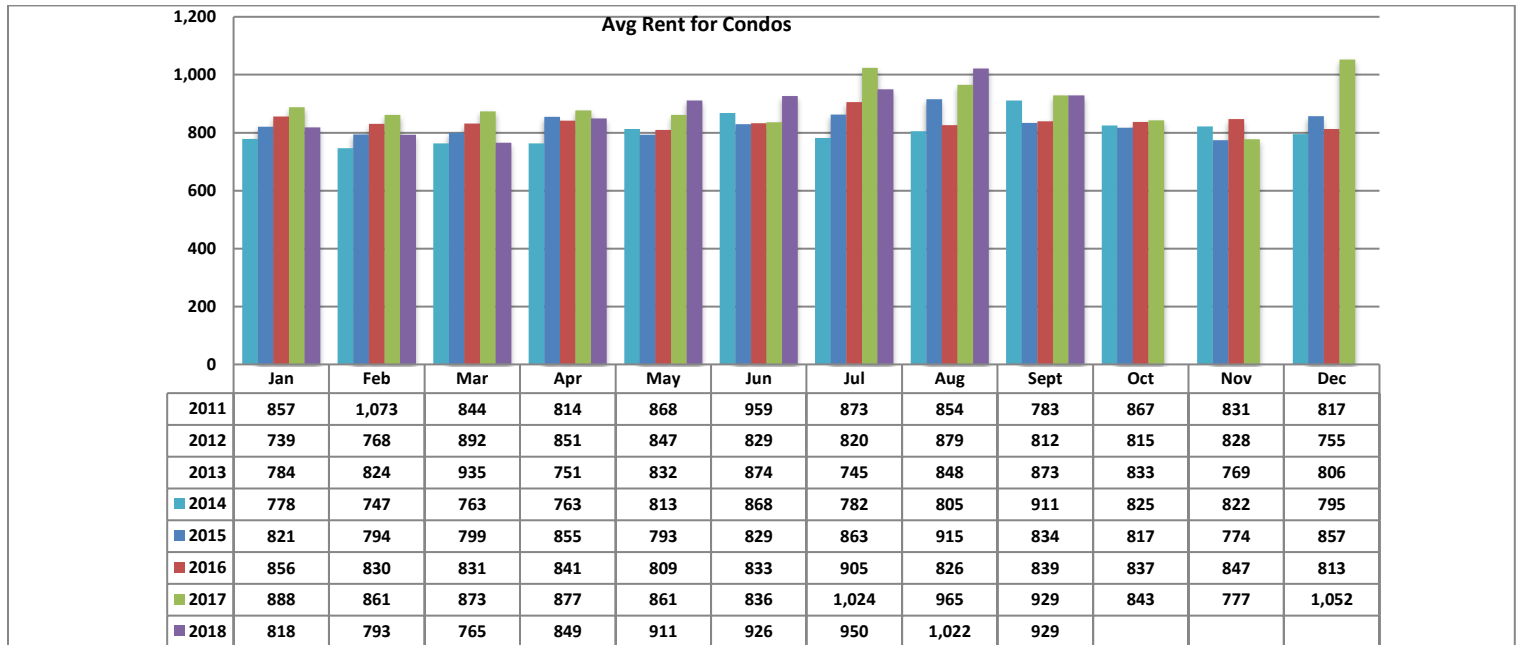
Avg Rent for Casita/Guesthouse



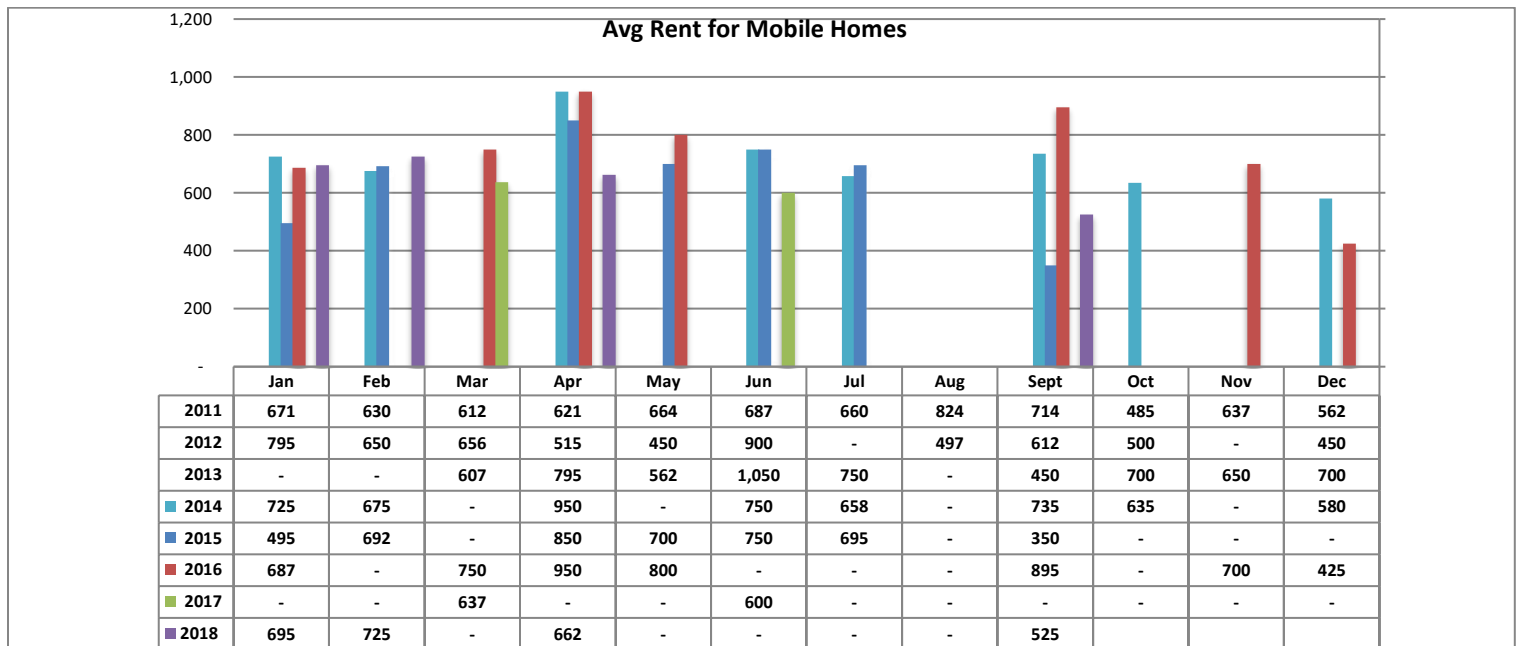
	Jan	Feb	Mar	Apr	May	Jun	Jul	Aug	Sept	Oct	Nov	Dec
2017	0	0	0	0	0	0	0	500	800	862	812	695
2018	691	0	644	699	487	600	800	788	625			

PLEASE NOTE: The data contained in this report is dynamic in nature and therefore subject to change and adjustment with the passage of time. These figures and charts are an approximation of the flow of business as observed through the Multiple Listing Service of Southern Arizona. This report does not represent all real estate activity in the area as it does not include unrepresented sales, commercial sales or a substantial portion of new home sales. Though the data and materials presented here are deemed to be substantially correct, neither the Tucson Association of REALTORS® nor the Multiple Listing Service of Southern Arizona guarantees, or is in any way responsible for its accuracy.

Avg Rent for Condos - September 2018

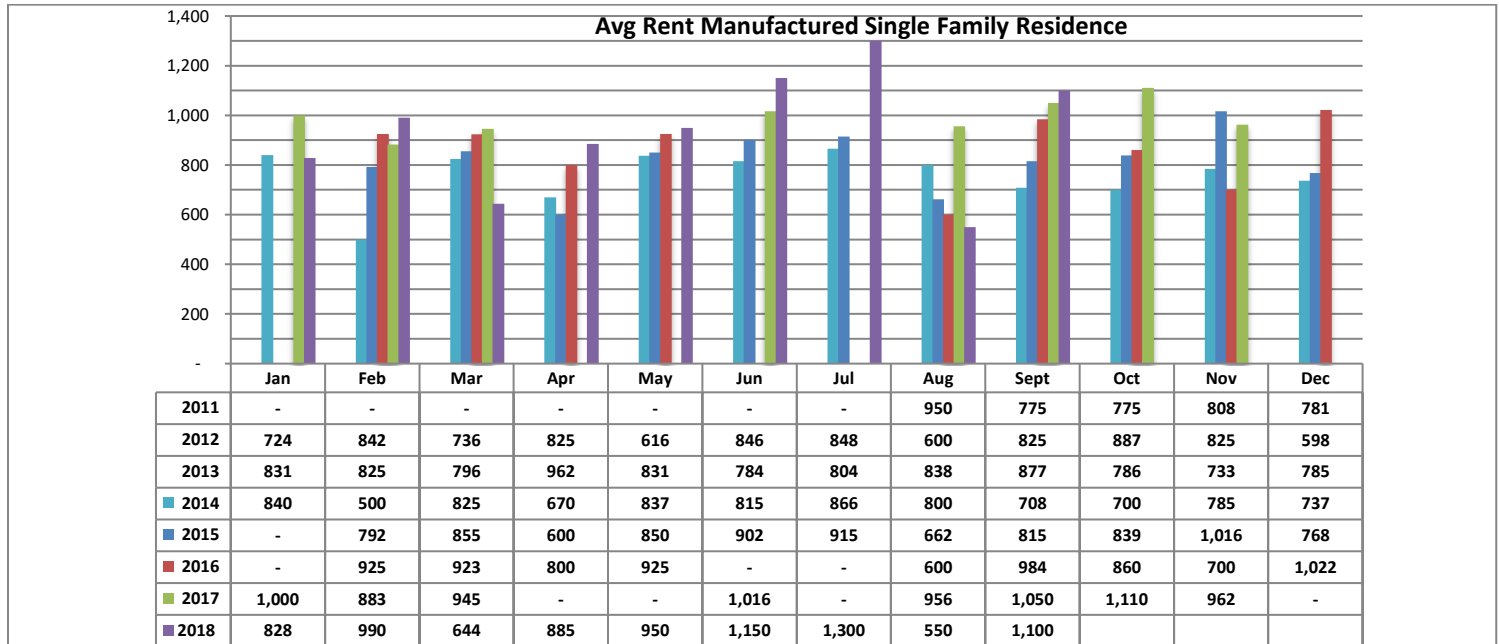


Avg Rent for Mobile Homes - September 2018



PLEASE NOTE: The data contained in this report is dynamic in nature and therefore subject to change and adjustment with the passage of time. These figures and charts are an approximation of the flow of business as observed through the Multiple Listing Service of Southern Arizona. This report does not represent all real estate activity in the area as it does not include unrepresented sales, commercial sales or a substantial portion of new home sales. Though the data and materials presented here are deemed to be substantially correct, neither the Tucson Association of REALTORS® nor the Multiple Listing Service of Southern Arizona guarantees, or is in any way responsible for its accuracy.

Avg Rent for MSFR - September 2018



Avg Rent for SFR Homes - September 2018

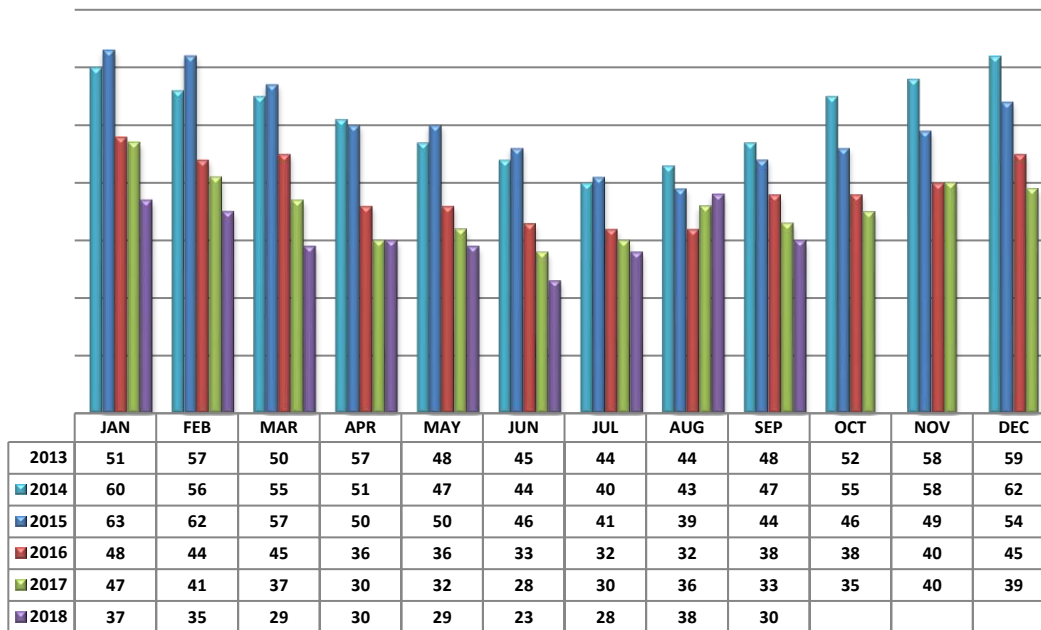


PLEASE NOTE: The data contained in this report is dynamic in nature and therefore subject to change and adjustment with the passage of time. These figures and charts are an approximation of the flow of business as observed through the Multiple Listing Service of Southern Arizona. This report does not represent all real estate activity in the area as it does not include unrepresented sales, commercial sales or a substantial portion of new home sales. Though the data and materials presented here are deemed to be substantially correct, neither the Tucson Association of REALTORS® nor the Multiple Listing Service of Southern Arizona guarantees, or is in any way responsible for its accuracy.

Avg Rent for Townhomes – September 2018



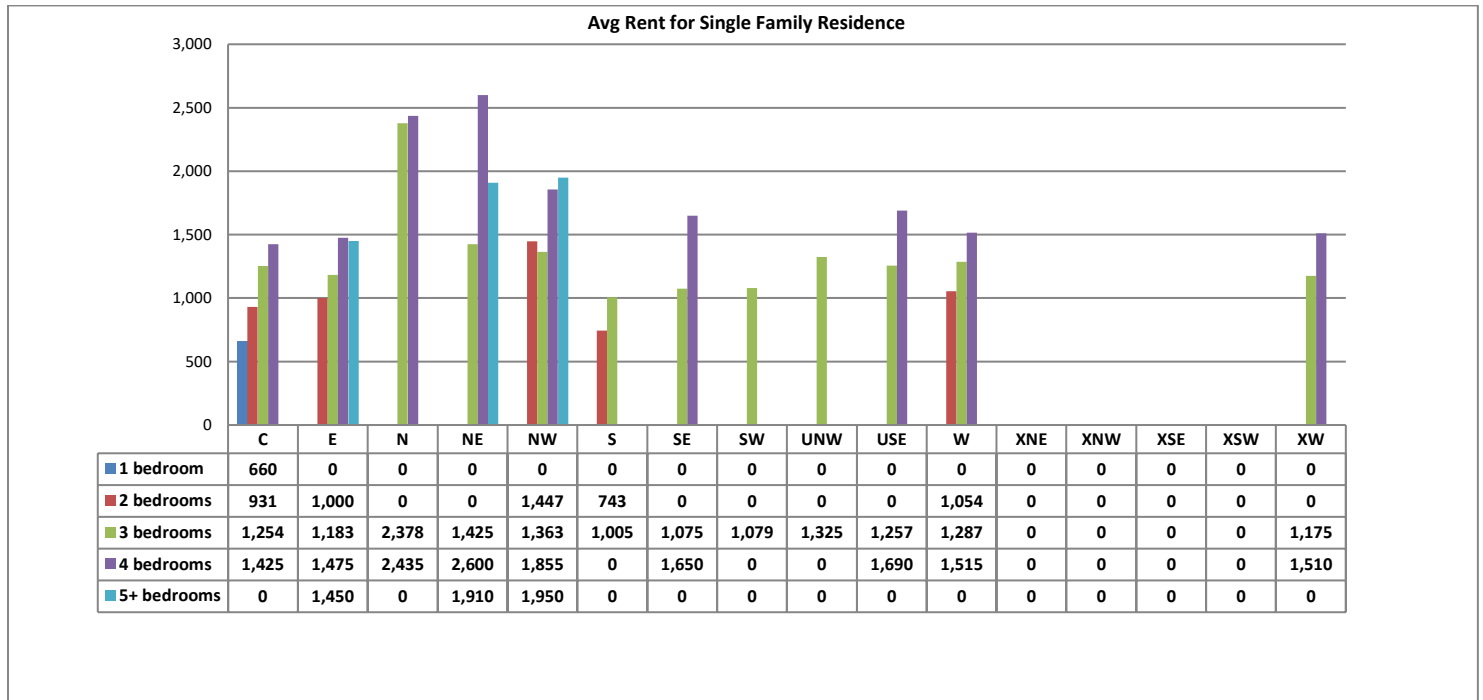
Average Days on Market/Listing



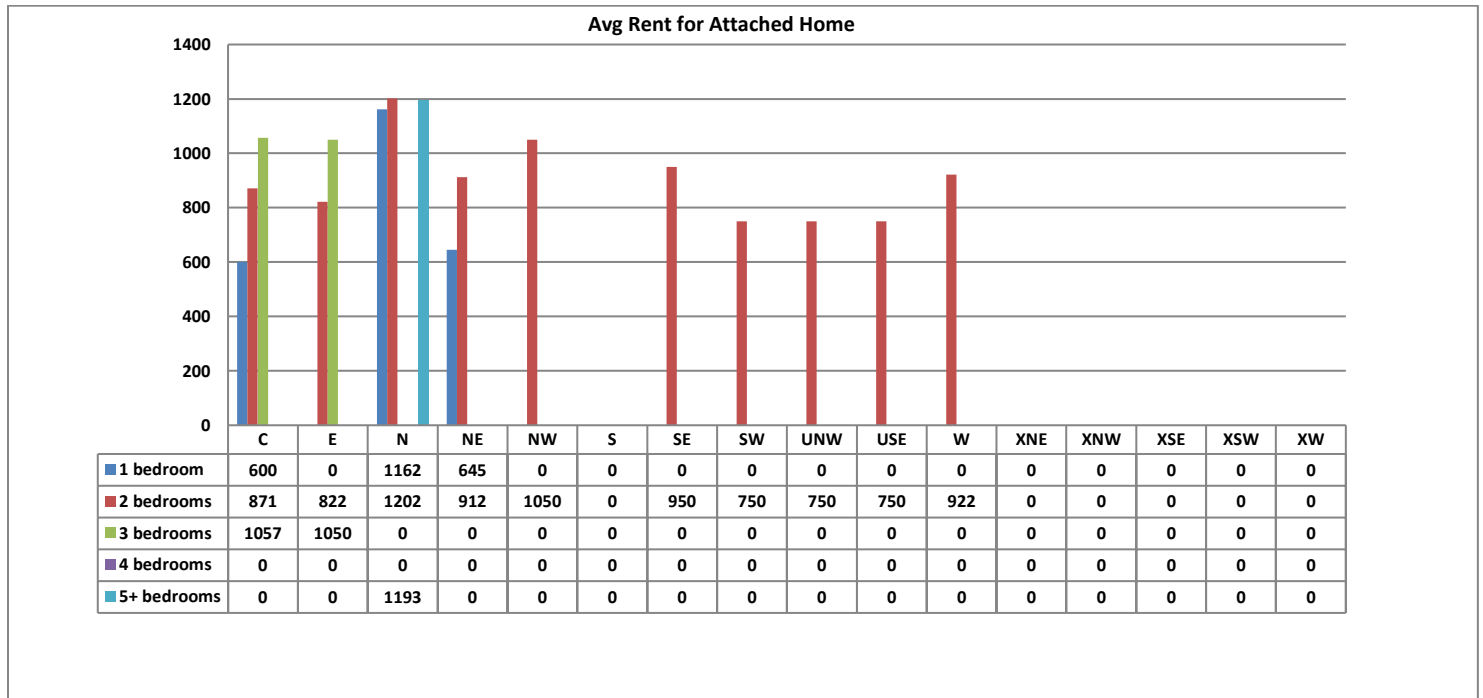
Area	# of Listings
C	38
E	25
N	39
NE	13
NW	33
S	29
SE	37
SW	20
UNW	35
USE	17
W	24
XNE	0
XNW	0
XSE	0
XSW	0
XW	20

PLEASE NOTE: The data contained in this report is dynamic in nature and therefore subject to change and adjustment with the passage of time. These figures and charts are an approximation of the flow of business as observed through the Multiple Listing Service of Southern Arizona. This report does not represent all real estate activity in the area as it does not include unrepresented sales, commercial sales or a substantial portion of new home sales. Though the data and materials presented here are deemed to be substantially correct, neither the Tucson Association of REALTORS® nor the Multiple Listing Service of Southern Arizona guarantees, or is in any way responsible for its accuracy.

Average Single Family price per # of bedrooms – September 2018

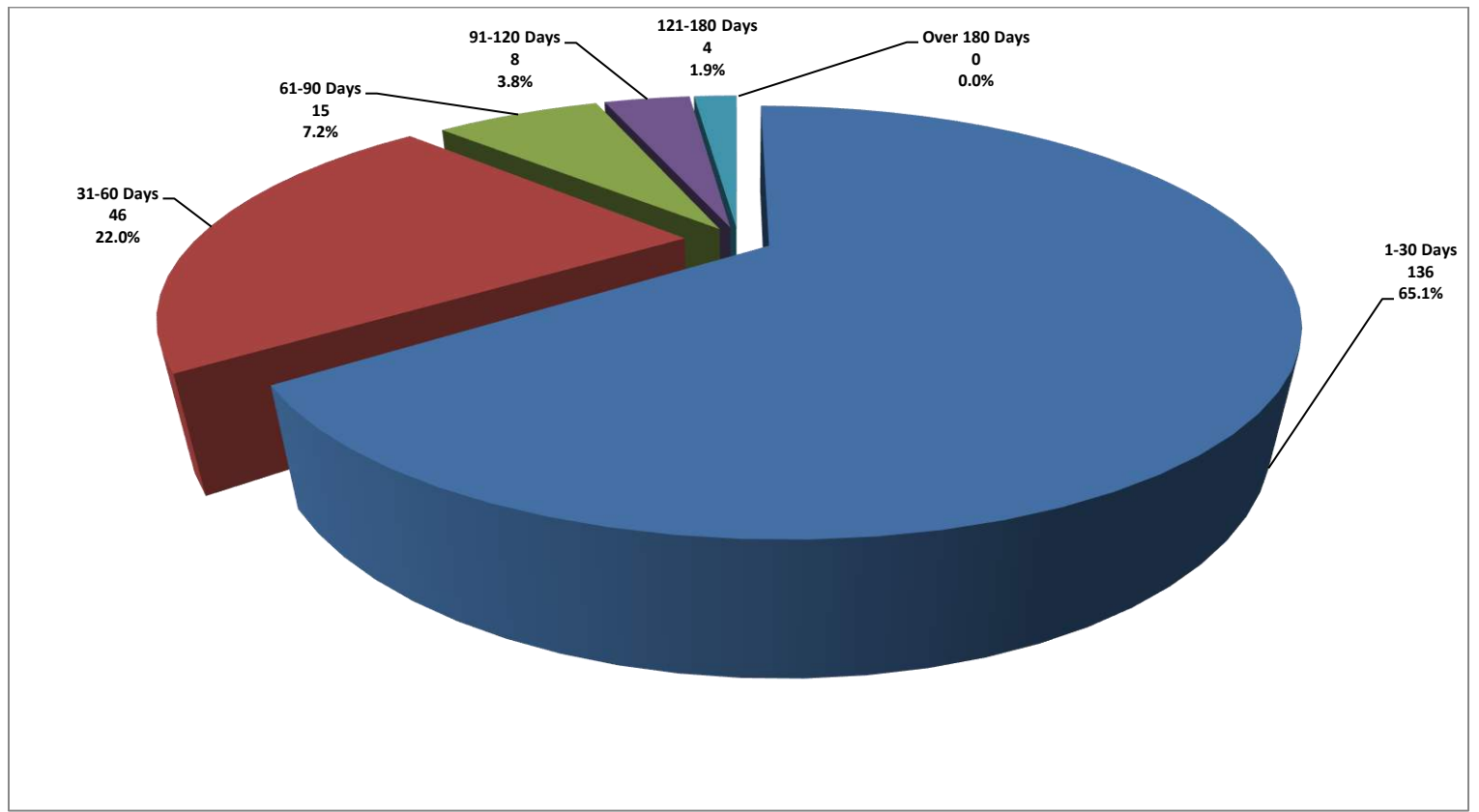


Average Attached Home price per # of bedrooms – September 2018



PLEASE NOTE: The data contained in this report is dynamic in nature and therefore subject to change and adjustment with the passage of time. These figures and charts are an approximation of the flow of business as observed through the Multiple Listing Service of Southern Arizona. This report does not represent all real estate activity in the area as it does not include unrepresented sales, commercial sales or a substantial portion of new home sales. Though the data and materials presented here are deemed to be substantially correct, neither the Tucson Association of REALTORS® nor the Multiple Listing Service of Southern Arizona guarantees, or is in any way responsible for its accuracy.

Average Days on Market/Listing for September 2018 Breakdown



PLEASE NOTE: The data contained in this report is dynamic in nature and therefore subject to change and adjustment with the passage of time. These figures and charts are an approximation of the flow of business as observed through the Multiple Listing Service of Southern Arizona. This report does not represent all real estate activity in the area as it does not include unrepresented sales, commercial sales or a substantial portion of new home sales. Though the data and materials presented here are deemed to be substantially correct, neither the Tucson Association of REALTORS® nor the Multiple Listing Service of Southern Arizona guarantees, or is in any way responsible for its accuracy.