

**For Immediate
Release:**
August 8, 2013

CONTACT:
Sue Cartun
TARMLS President
(520) 529-5126

Sean Murphy
Vice President, MLS
(520) 382-8792

Philip Tedesco, RCE, CAE
CEO, TAR & MLS
(520) 327-4218

Tucson Association of REALTORS®

Multiple Listing Service

Monthly Rental Statistics

July 2013

The Rental Statistics summarize the active inventory, rented inventory, and days on market for each rental property type.

Below are some highlights from the July Rental Statistics:

- Total Active listings for July were 978.
- The number of properties rented this month was 533.
- The Average monthly rent for Apartments was \$597.
- The Average monthly rent for Condominiums was \$745.
- The Average monthly rent for Mobile Homes was \$750.
- The Average monthly rent for Manufactured Single Family Residence's was \$804.
- The Average monthly rent for Patio Homes was \$1,331.
- The Average monthly rent for Plex's was \$589.
- The Average monthly rent for Single Family Residence's was \$1,254.
- The Average monthly rent for Townhomes was \$1,030.
- Average Days on Market was 44.

Sue Cartun
2012-2013 TARMLS President



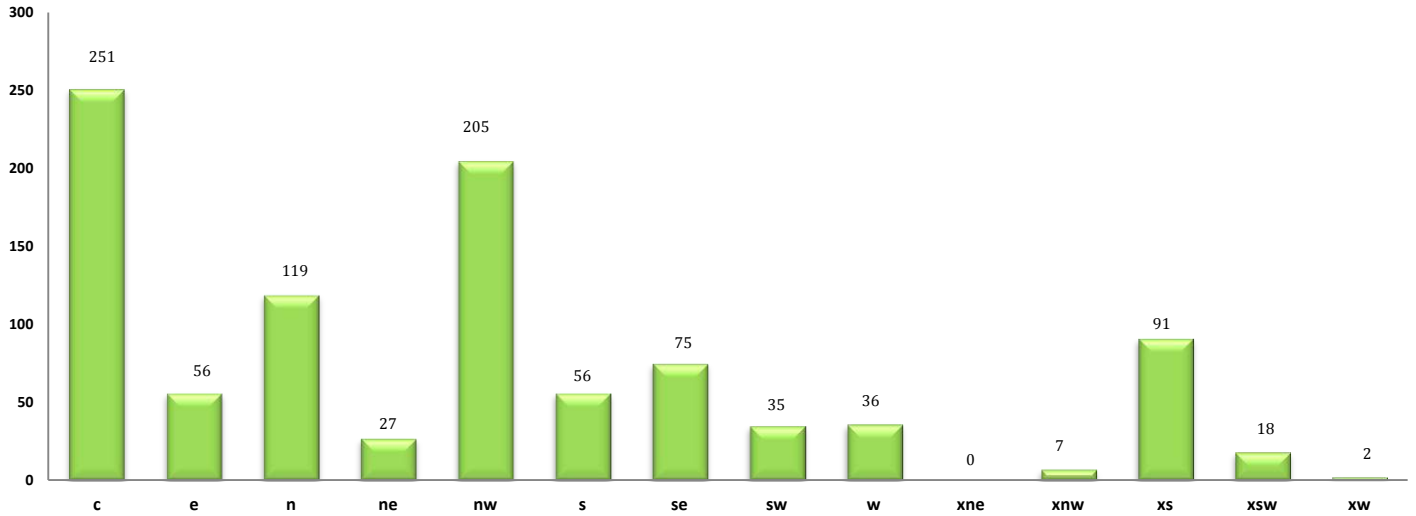
Lifestyle Opportunities:
No matter what area or type of home you are interested in, you have a variety of options.
Financial:
Multiple financing opportunities are available
Talk to a REALTOR®!
With the complexity of a real estate transaction, you need a REALTOR®.



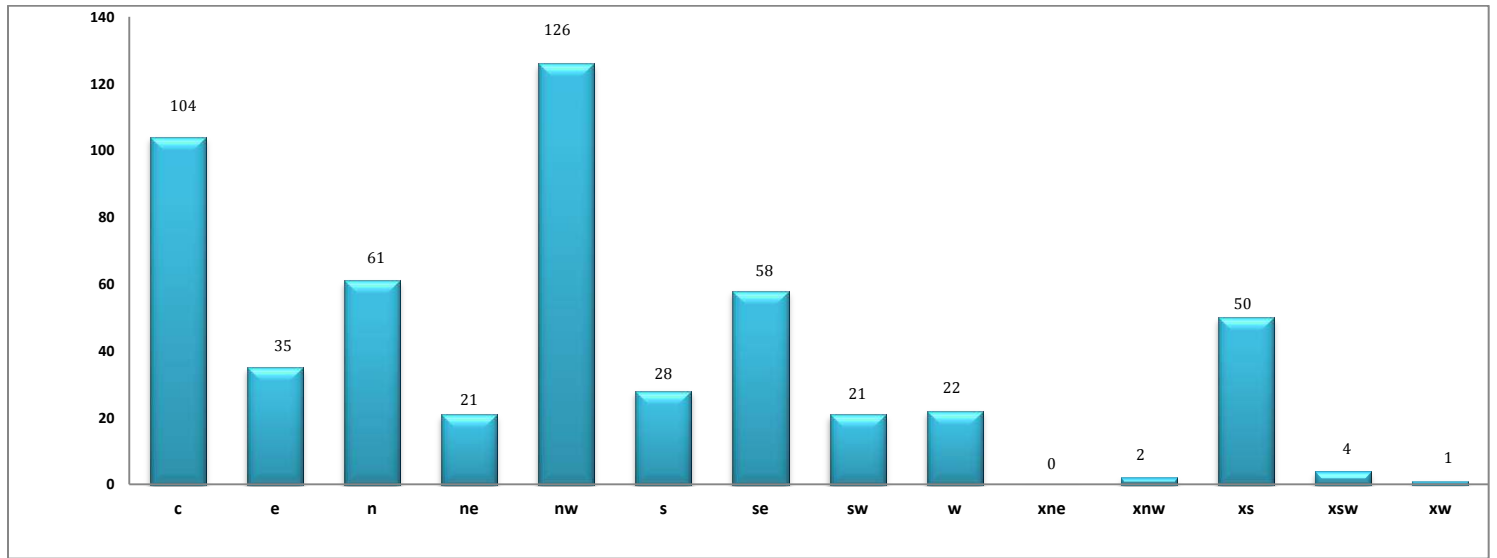
The Tucson Multiple Listing Service, Inc. is a wholly owned subsidiary of the Tucson Association of REALTORS®, dedicated to providing a reliable real estate database for members and the public. The Association represents the interests of 5,400 professionals in the real estate industry, and is affiliated with the National Association of REALTORS®. REALTOR® is a registered collective membership mark which may only be used by professionals who are members and subscribe to its strict code of ethics.

Rentals - Unfurnished Only

Active July Listings - 978

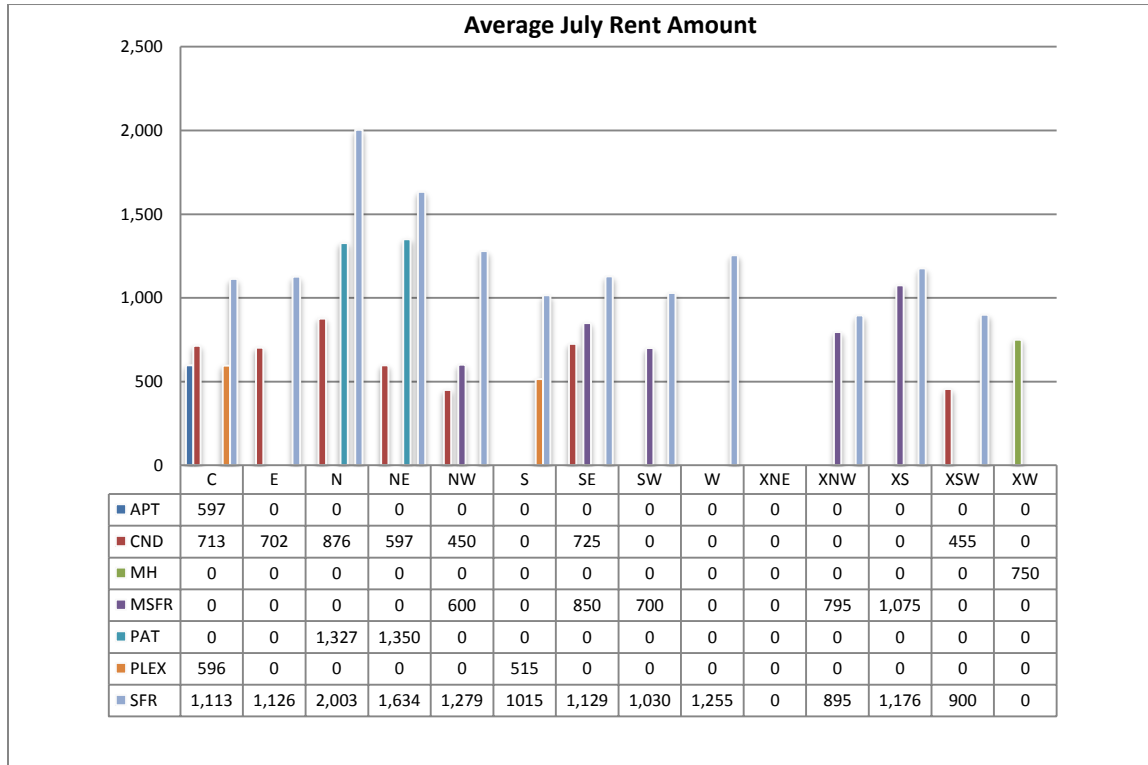


Rented During July - 533



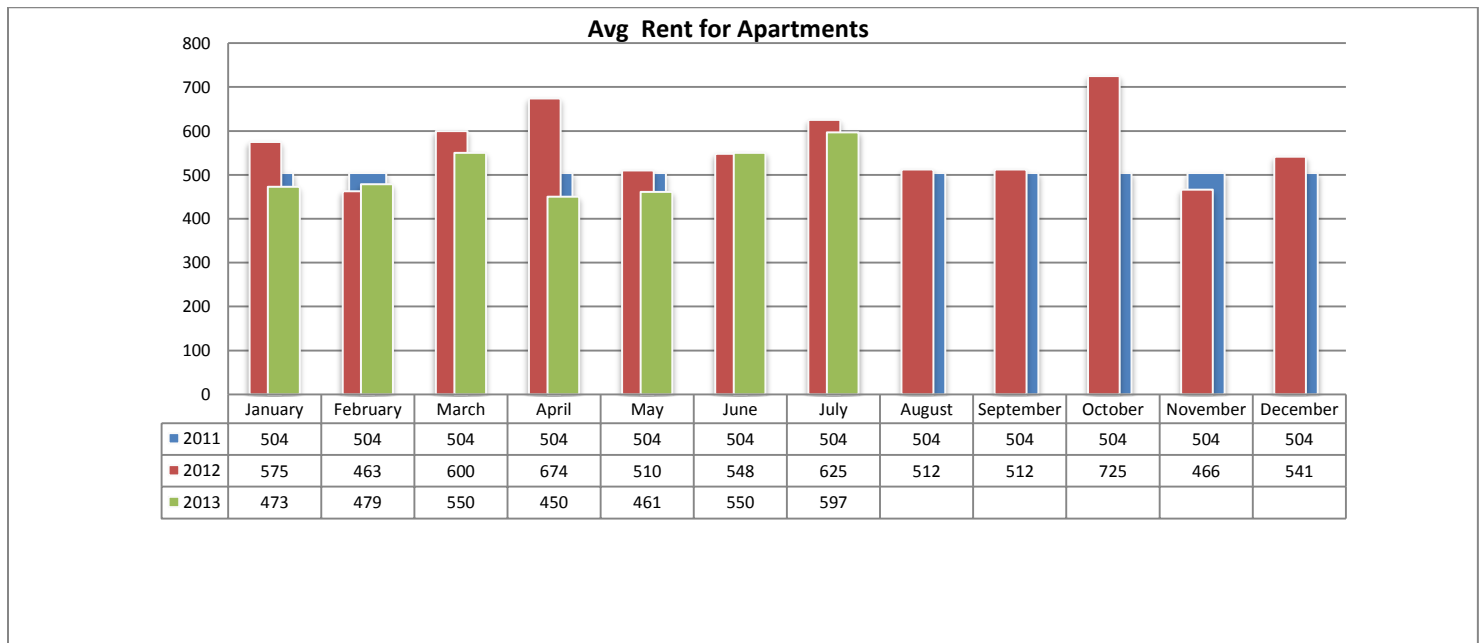
PLEASE NOTE: The data contained in this report is dynamic in nature and therefore subject to change and adjustment with the passage of time. These figures and charts are an approximation of the flow of business as observed through the Tucson Association of REALTORS® Multiple Listing Service. This report does not represent all real estate activity in the area as it does not include unrepresented sales, commercial sales or a substantial portion of new home sales. Though the data and materials presented here are deemed to be substantially correct, neither the Tucson Association of REALTORS® nor the MLS guarantees, or is in any way responsible for its accuracy.

Rented Listings for July 2013



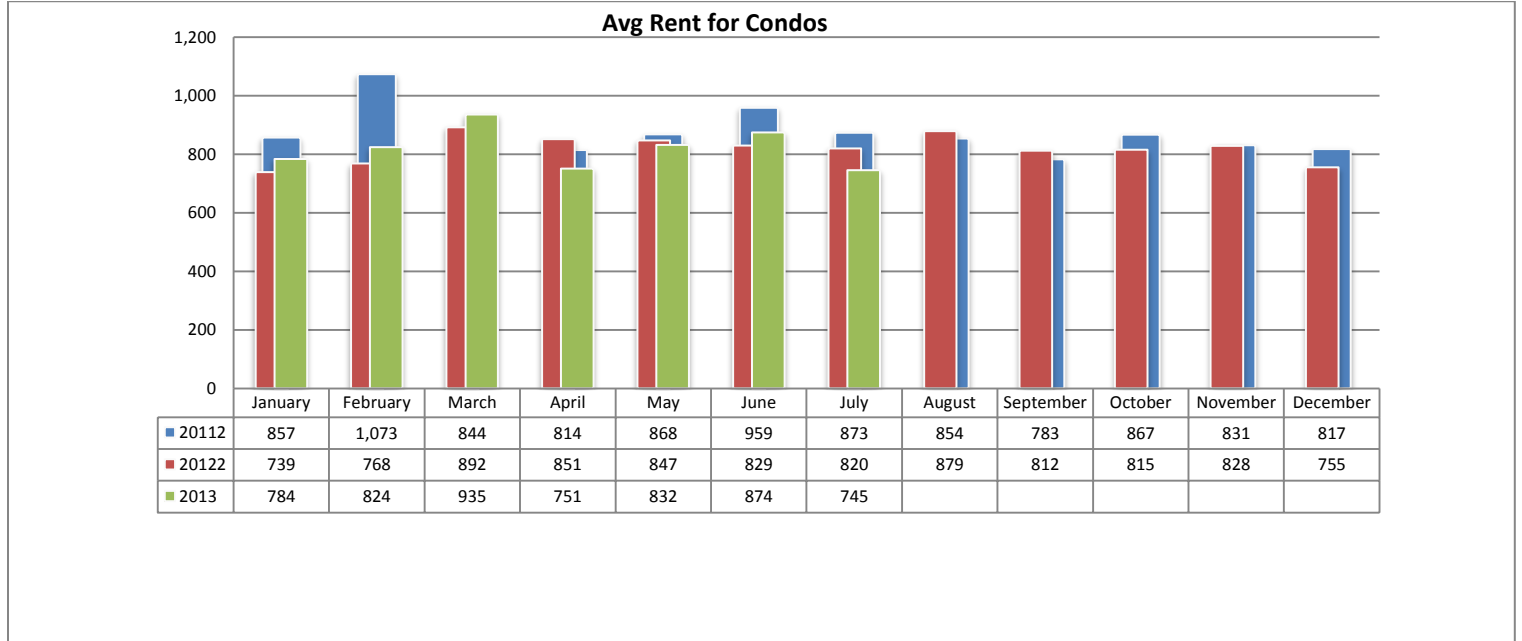
Area	# of Listings
c	251
e	56
n	119
ne	27
nw	205
s	56
se	75
sw	35
w	36
xne	0
xnw	7
xs	91
xsw	18
xw	2

Avg Rent for Apartments July 2013

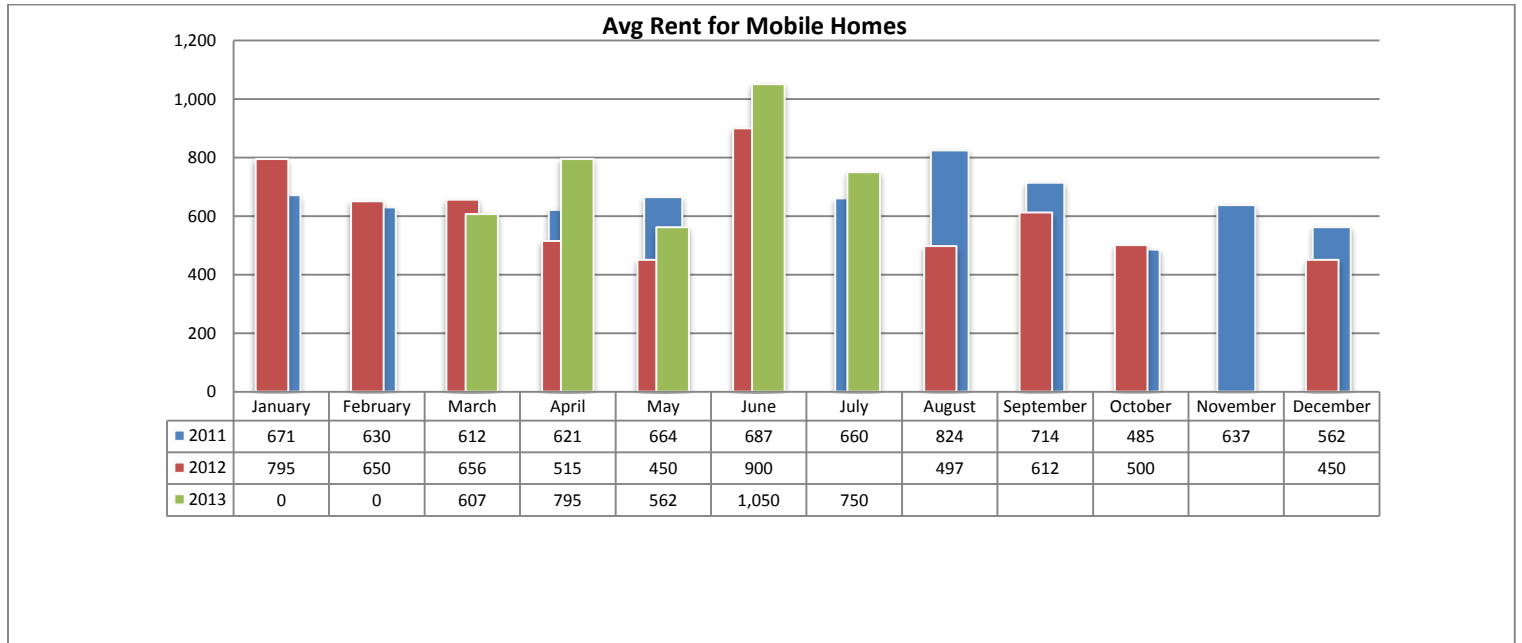


PLEASE NOTE: The data contained in this report is dynamic in nature and therefore subject to change and adjustment with the passage of time. These figures and charts are an approximation of the flow of business as observed through the Tucson Association of REALTORS® Multiple Listing Service. This report does not represent all real estate activity in the area as it does not include unrepresented sales, commercial sales or a substantial portion of new home sales. Though the data and materials presented here are deemed to be substantially correct, neither the Tucson Association of REALTORS® nor the MLS guarantees, or is in any way responsible for its accuracy.

Avg Rent for Condos July 2013

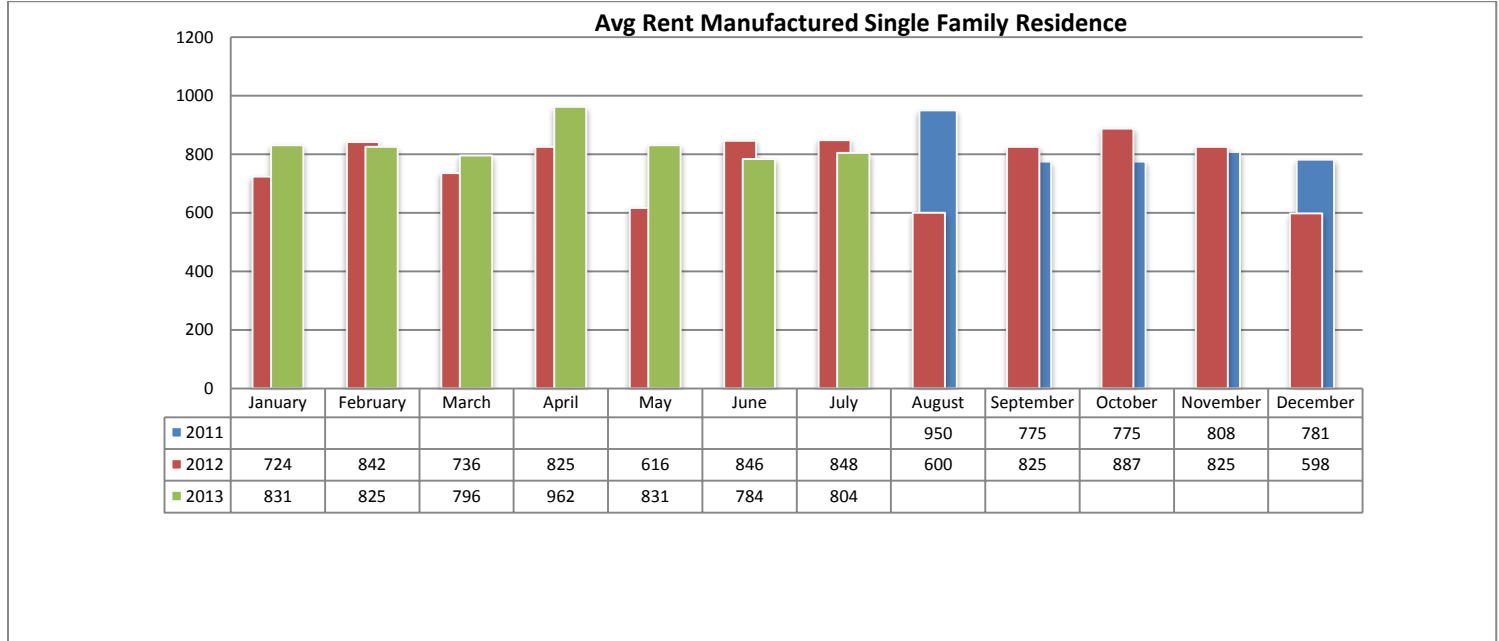


Avg Rent for Mobil Homes July 2013

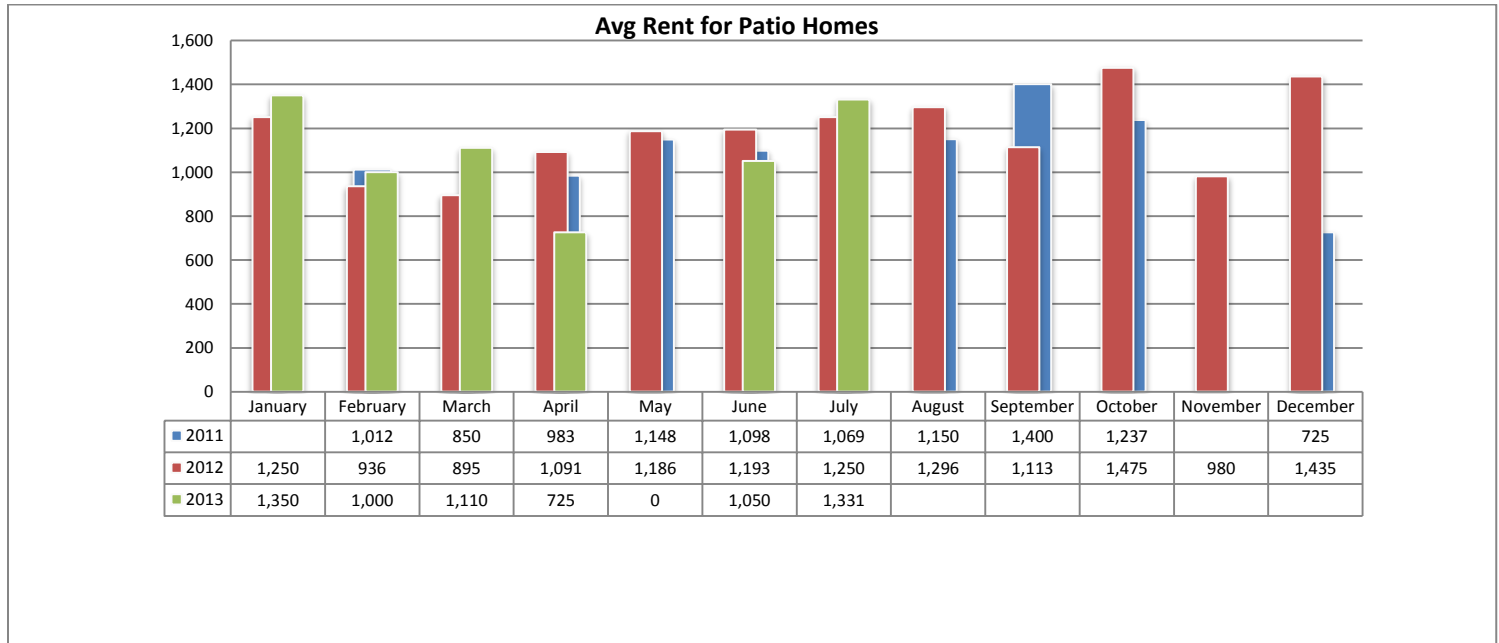


PLEASE NOTE: The data contained in this report is dynamic in nature and therefore subject to change and adjustment with the passage of time. These figures and charts are an approximation of the flow of business as observed through the Tucson Association of REALTORS® Multiple Listing Service. This report does not represent all real estate activity in the area as it does not include unrepresented sales, commercial sales or a substantial portion of new home sales. Though the data and materials presented here are deemed to be substantially correct, neither the Tucson Association of REALTORS® nor the MLS guarantees, or is in any way responsible for its accuracy.

Avg Rent for MSFR July 2013

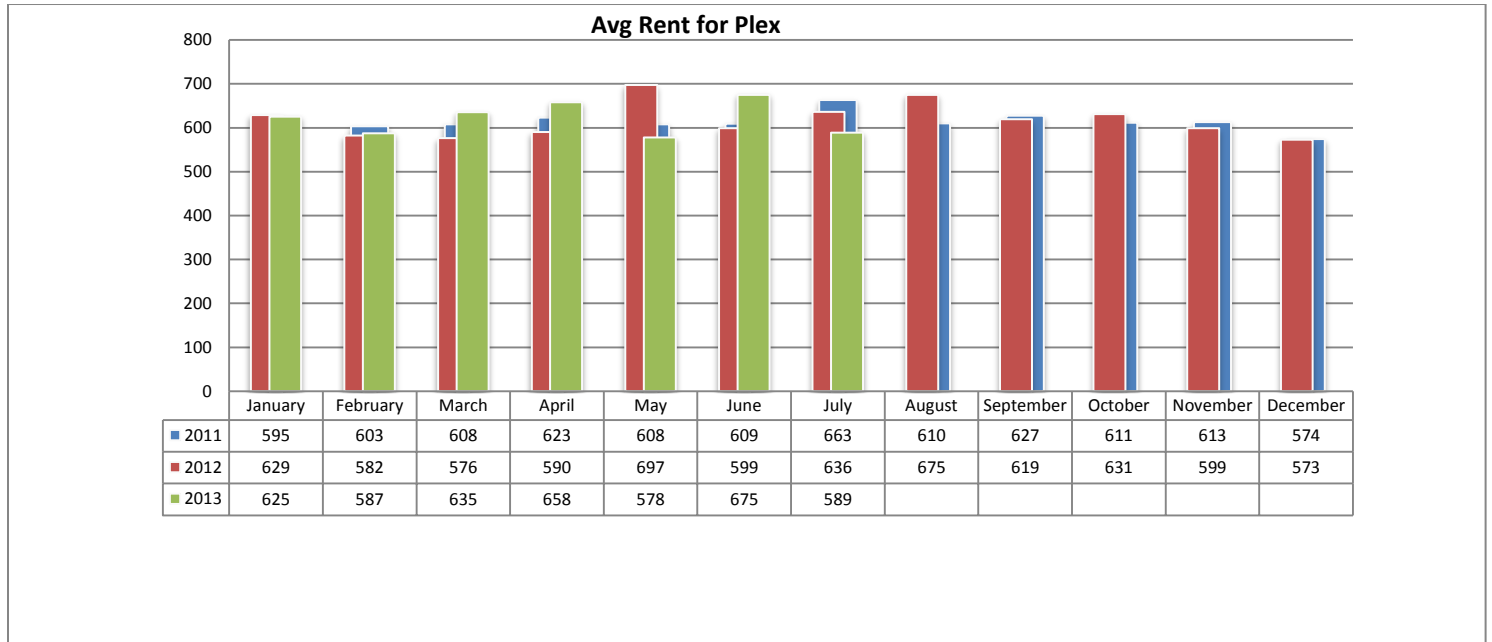


Avg Rent for Patio Homes July 2013



PLEASE NOTE: The data contained in this report is dynamic in nature and therefore subject to change and adjustment with the passage of time. These figures and charts are an approximation of the flow of business as observed through the Tucson Association of REALTORS® Multiple Listing Service. This report does not represent all real estate activity in the area as it does not include unrepresented sales, commercial sales or a substantial portion of new home sales. Though the data and materials presented here are deemed to be substantially correct, neither the Tucson Association of REALTORS® nor the MLS guarantees, or is in any way responsible for its accuracy.

Avg Rent for Multiplex Homes July 2013

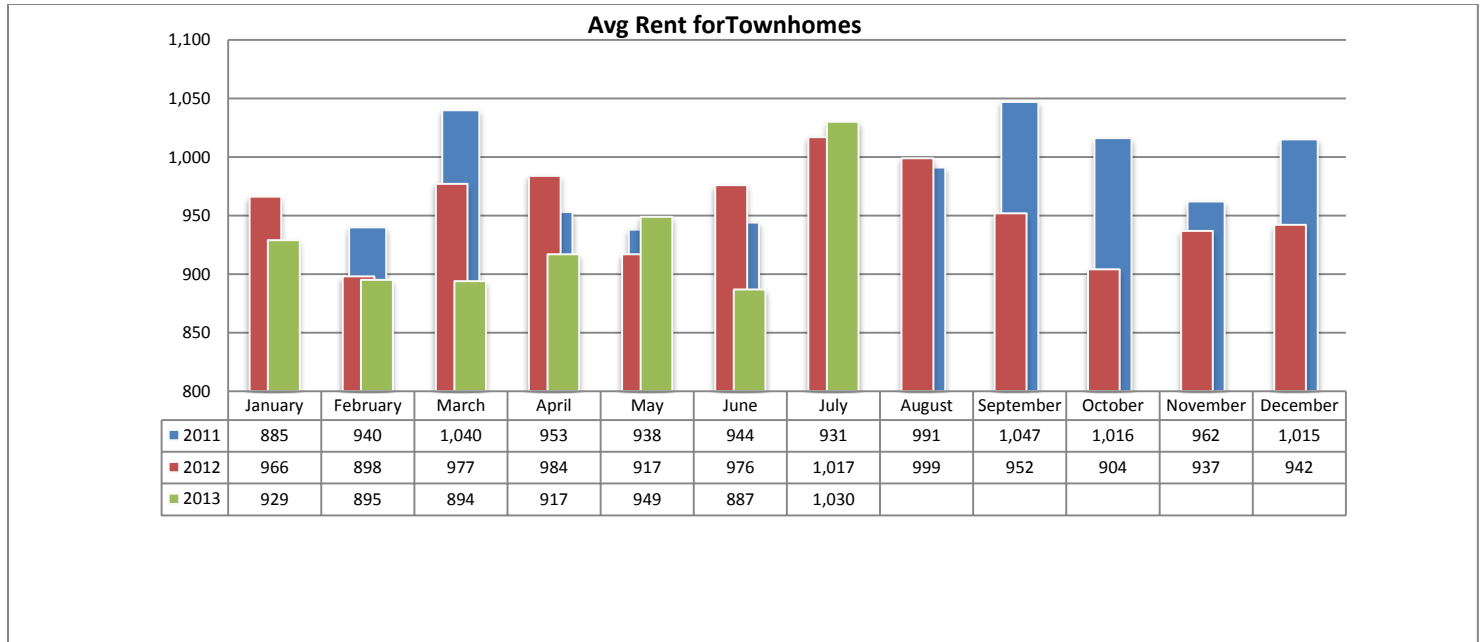


Avg Rent for SFR Homes July 2013

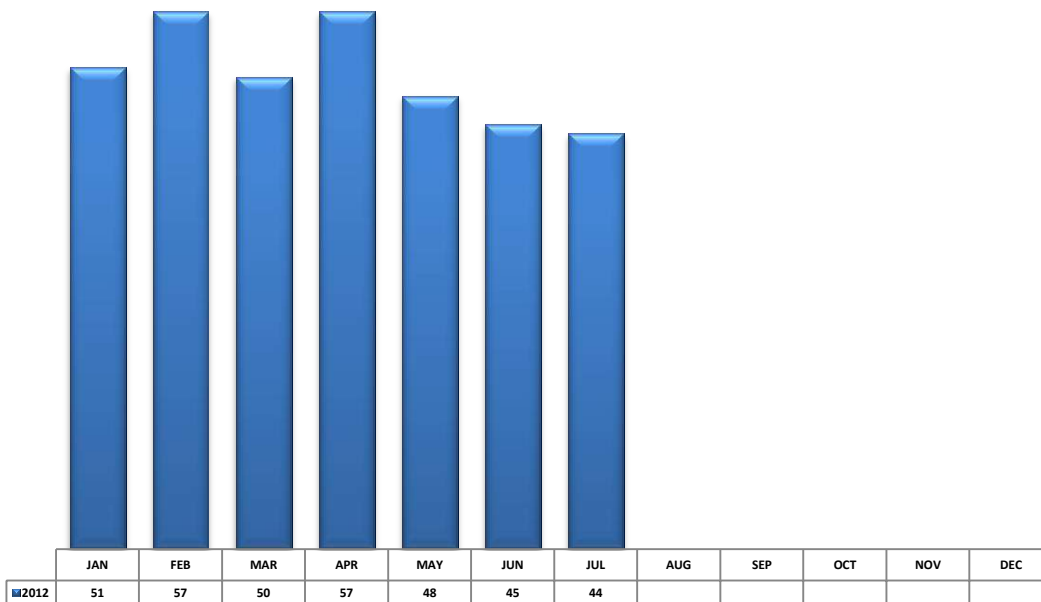


PLEASE NOTE: The data contained in this report is dynamic in nature and therefore subject to change and adjustment with the passage of time. These figures and charts are an approximation of the flow of business as observed through the Tucson Association of REALTORS® Multiple Listing Service. This report does not represent all real estate activity in the area as it does not include unrepresented sales, commercial sales or a substantial portion of new home sales. Though the data and materials presented here are deemed to be substantially correct, neither the Tucson Association of REALTORS® nor the MLS guarantees, or is in any way responsible for its accuracy.

Avg Rent for Townhomes Homes July 2013



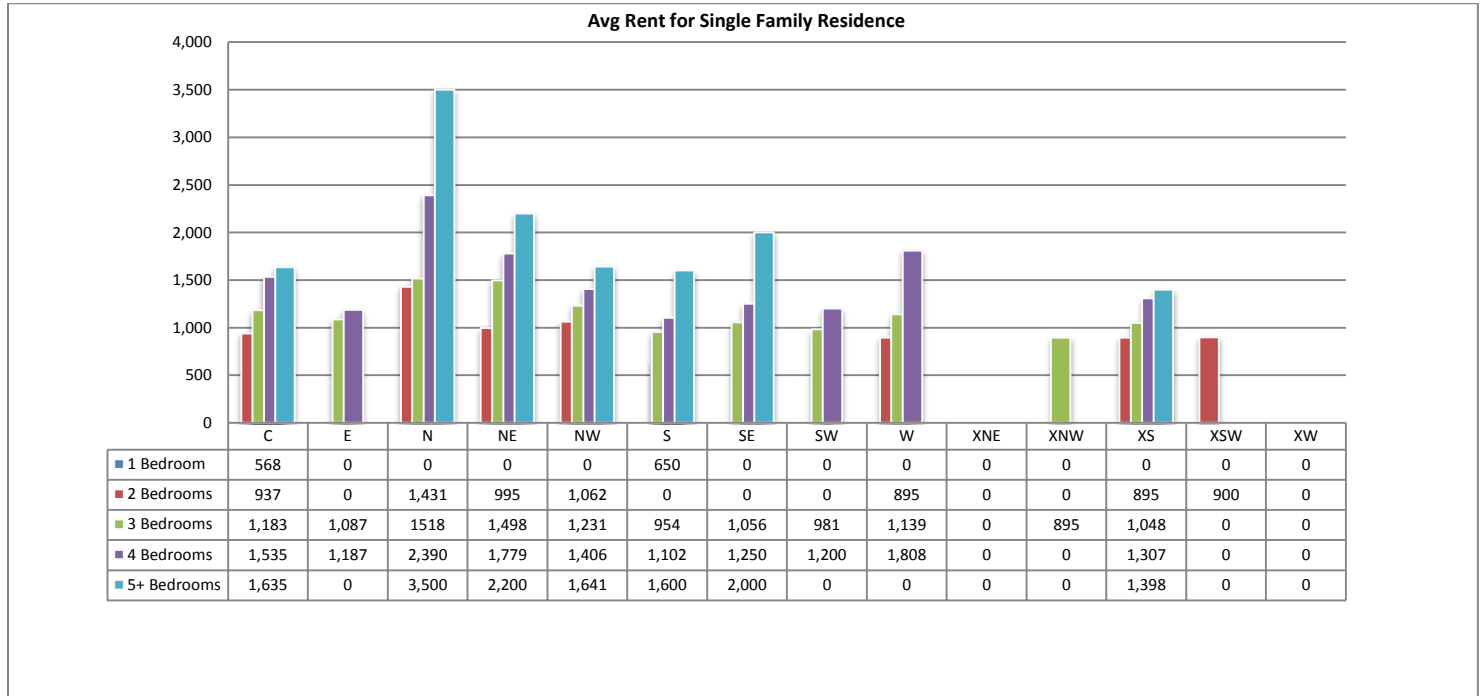
Average Days on Market/Listing - 2013



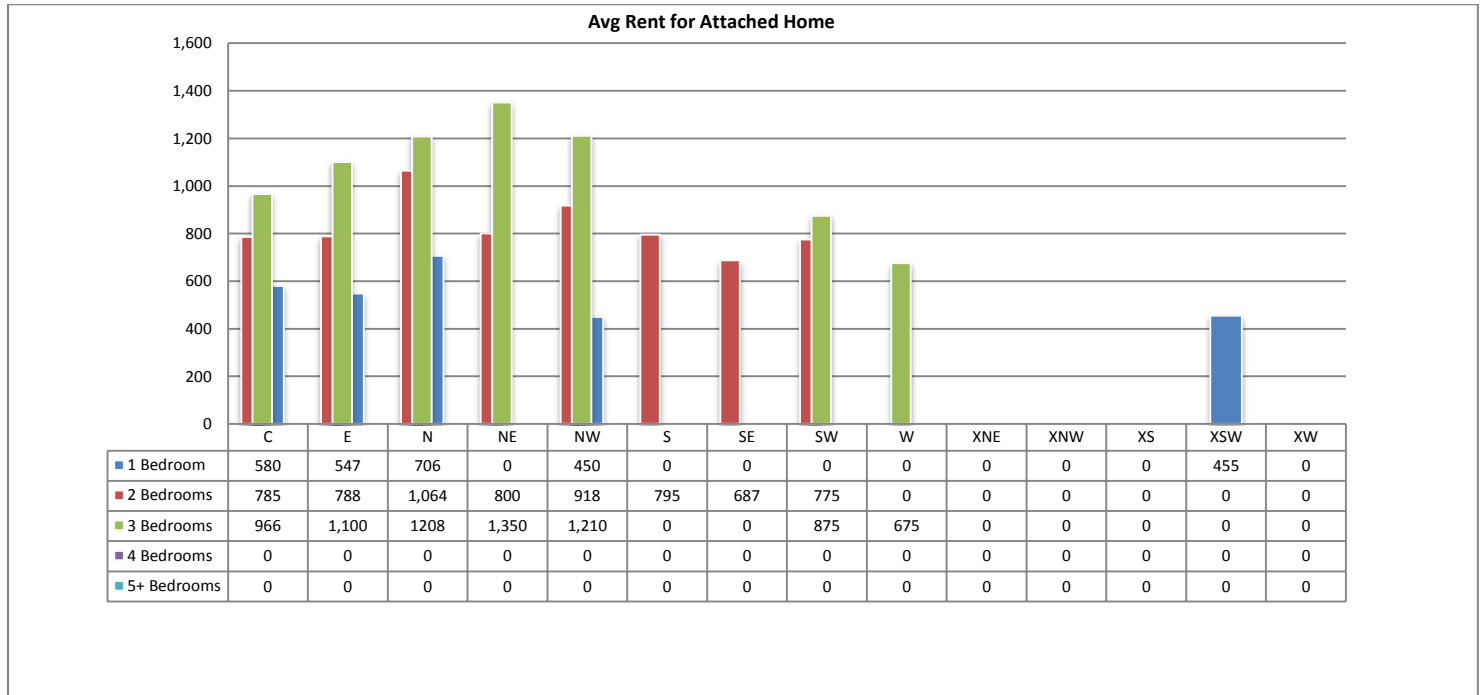
Area	Avg. DOM
c	45
e	52
n	38
ne	41
nw	44
s	35
se	47
sw	42
w	40
xne	0
xnw	12
xs	43
xsw	63
xw	80

PLEASE NOTE: The data contained in this report is dynamic in nature and therefore subject to change and adjustment with the passage of time. These figures and charts are an approximation of the flow of business as observed through the Tucson Association of REALTORS® Multiple Listing Service. This report does not represent all real estate activity in the area as it does not include unrepresented sales, commercial sales or a substantial portion of new home sales. Though the data and materials presented here are deemed to be substantially correct, neither the Tucson Association of REALTORS® nor the MLS guarantees, or is in any way responsible for its accuracy.

Average Single Family price per # of bedrooms - July

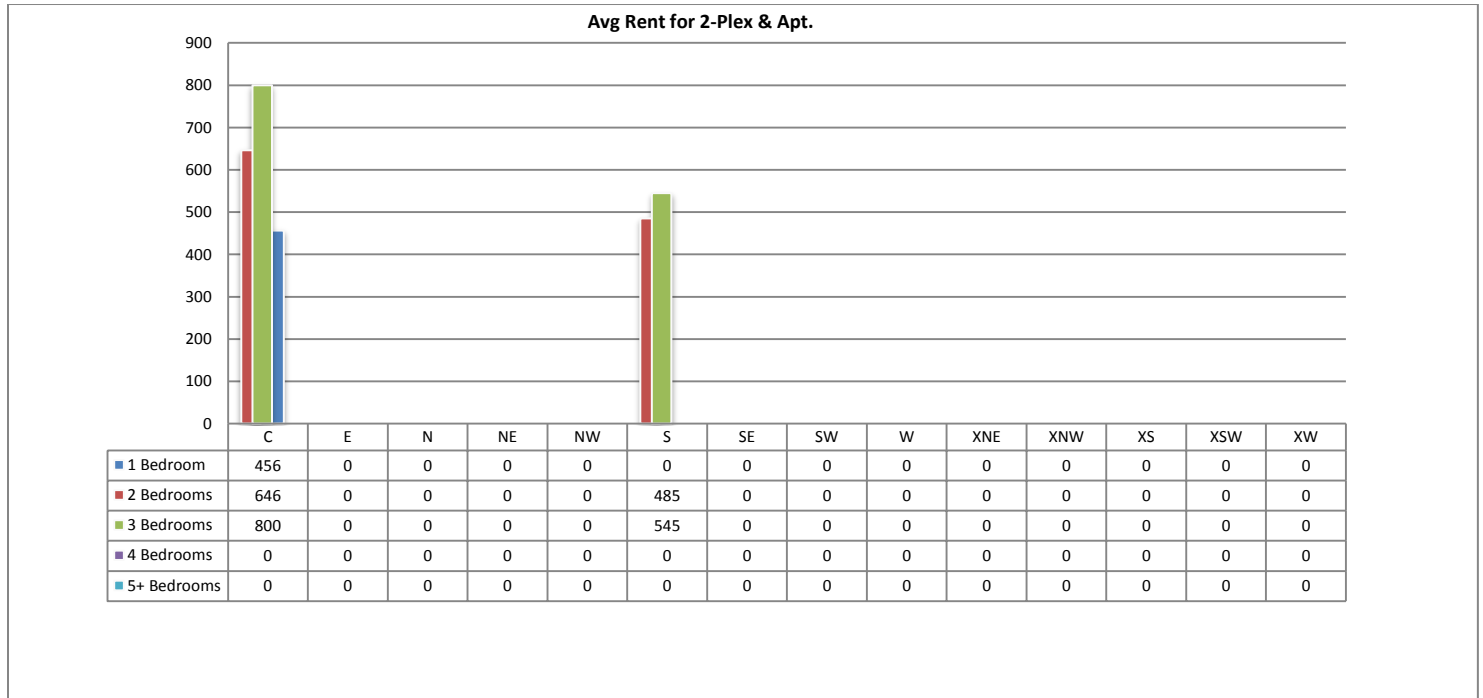


Average Attached Home price per # of bedrooms - July



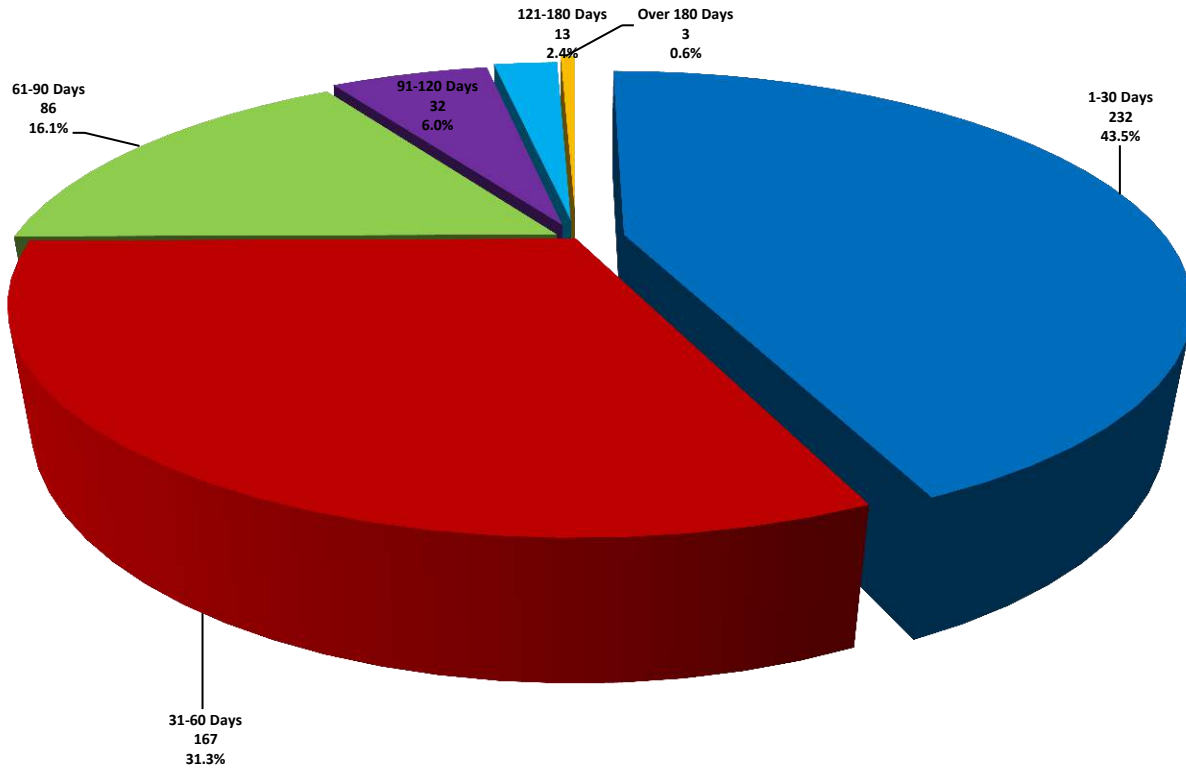
PLEASE NOTE: The data contained in this report is dynamic in nature and therefore subject to change and adjustment with the passage of time. These figures and charts are an approximation of the flow of business as observed through the Tucson Association of REALTORS® Multiple Listing Service. This report does not represent all real estate activity in the area as it does not include unrepresented sales, commercial sales or a substantial portion of new home sales. Though the data and materials presented here are deemed to be substantially correct, neither the Tucson Association of REALTORS® nor the MLS guarantees, or is in any way responsible for its accuracy.

Average 2-Plex & Apartment price per # of bedrooms – July



PLEASE NOTE: The data contained in this report is dynamic in nature and therefore subject to change and adjustment with the passage of time. These figures and charts are an approximation of the flow of business as observed through the Tucson Association of REALTORS® Multiple Listing Service. This report does not represent all real estate activity in the area as it does not include unrepresented sales, commercial sales or a substantial portion of new home sales. Though the data and materials presented here are deemed to be substantially correct, neither the Tucson Association of REALTORS® nor the MLS guarantees, or is in any way responsible for its accuracy.

Average Days on Market/Listing for July Breakdown



PLEASE NOTE: The data contained in this report is dynamic in nature and therefore subject to change and adjustment with the passage of time. These figures and charts are an approximation of the flow of business as observed through the Tucson Association of REALTORS® Multiple Listing Service. This report does not represent all real estate activity in the area as it does not include unrepresented sales, commercial sales or a substantial portion of new home sales. Though the data and materials presented here are deemed to be substantially correct, neither the Tucson Association of REALTORS® nor the MLS guarantees, or is in any way responsible for its accuracy.