

**For Immediate  
Release:**

**September 6, 2013**

**CONTACT:**

**Sue Cartun**  
TARMLS President  
(520) 529-5126

**Sean Murphy**  
Vice President, MLS  
(520) 382-8792

**Philip Tedesco, RCE, CAE**  
CEO, TAR & MLS  
(520) 327-4218

# **Tucson Association of REALTORS®**

## *Multiple Listing Service*

### **Monthly Rental Statistics**

#### **August 2013**

The Rental Statistics summarize the active inventory, rented inventory, and days on market for each rental property type.

Below are some highlights from the August Rental Statistics:

- Total Active listings for August were 1,043.
- The number of properties rented this month was 435.
- The Average monthly rent for Apartments was \$532.
- The Average monthly rent for Condominiums was \$848.
- The Average monthly rent for Mobile Homes was \$0.
- The Average monthly rent for Manufactured Single Family Residence's was \$838.
- The Average monthly rent for Patio Homes was \$1,170.
- The Average monthly rent for Plex's was \$797.
- The Average monthly rent for Single Family Residence's was \$1,262.
- The Average monthly rent for Townhomes was \$1,003.
- Average Days on Market was 44.

Sue Cartun  
2012-2013 TARMLS President



#### **Lifestyle Opportunities:**

**No matter what area or type of home you are interested in, you have a variety of options.**

#### **Financial:**

**Multiple financing opportunities are available**

**Talk to a REALTOR®!**

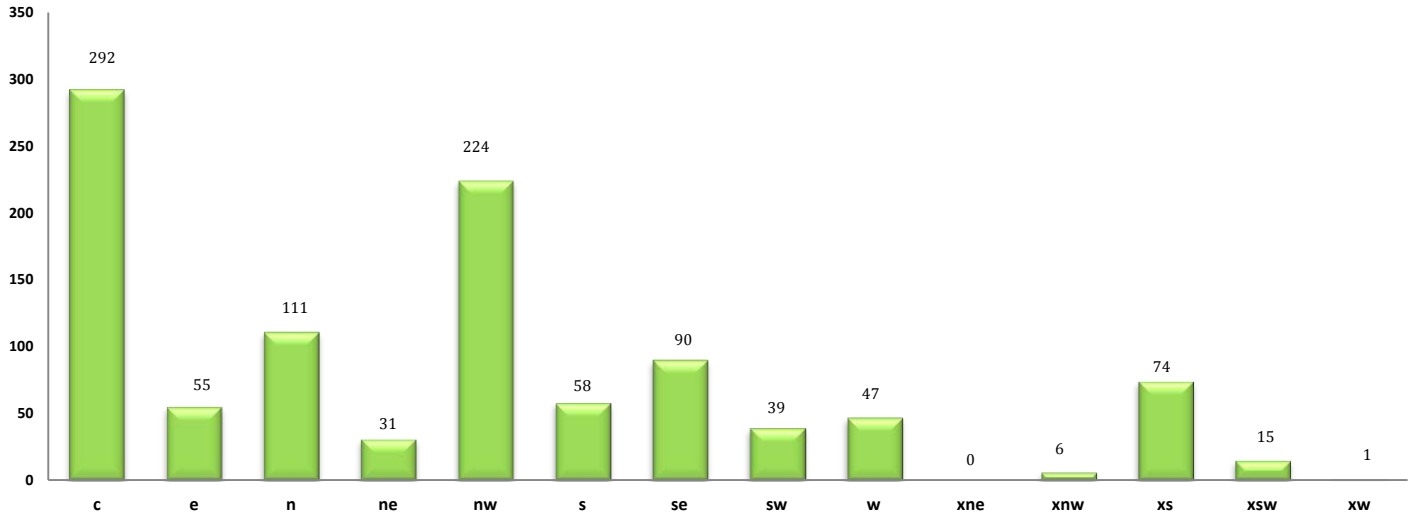
**With the complexity of a real estate transaction, you need a REALTOR®.**



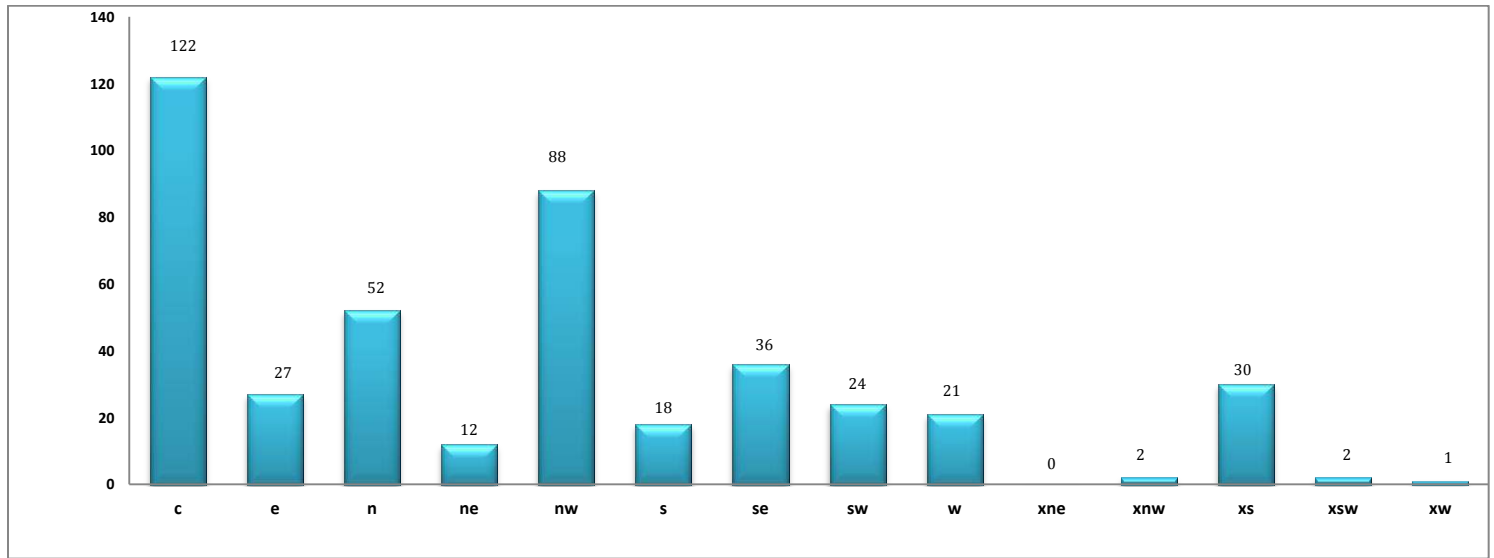
*The Tucson Multiple Listing Service, Inc. is a wholly owned subsidiary of the Tucson Association of REALTORS®, dedicated to providing a reliable real estate database for members and the public. The Association represents the interests of 5,400 professionals in the real estate industry, and is affiliated with the National Association of REALTORS®. REALTOR® is a registered collective membership mark which may only be used by professionals who are members and subscribe to its strict code of ethics.*

## Rentals - Unfurnished Only

### Active August Listings - 1043

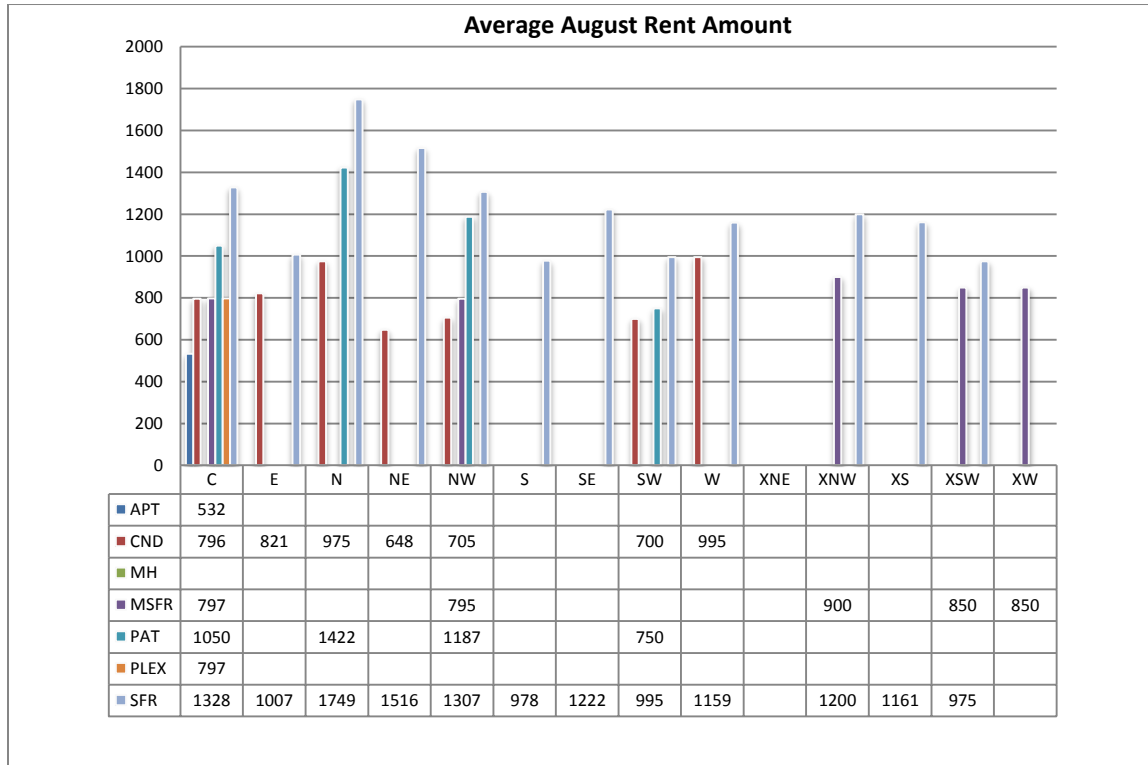


### Rented During August - 435



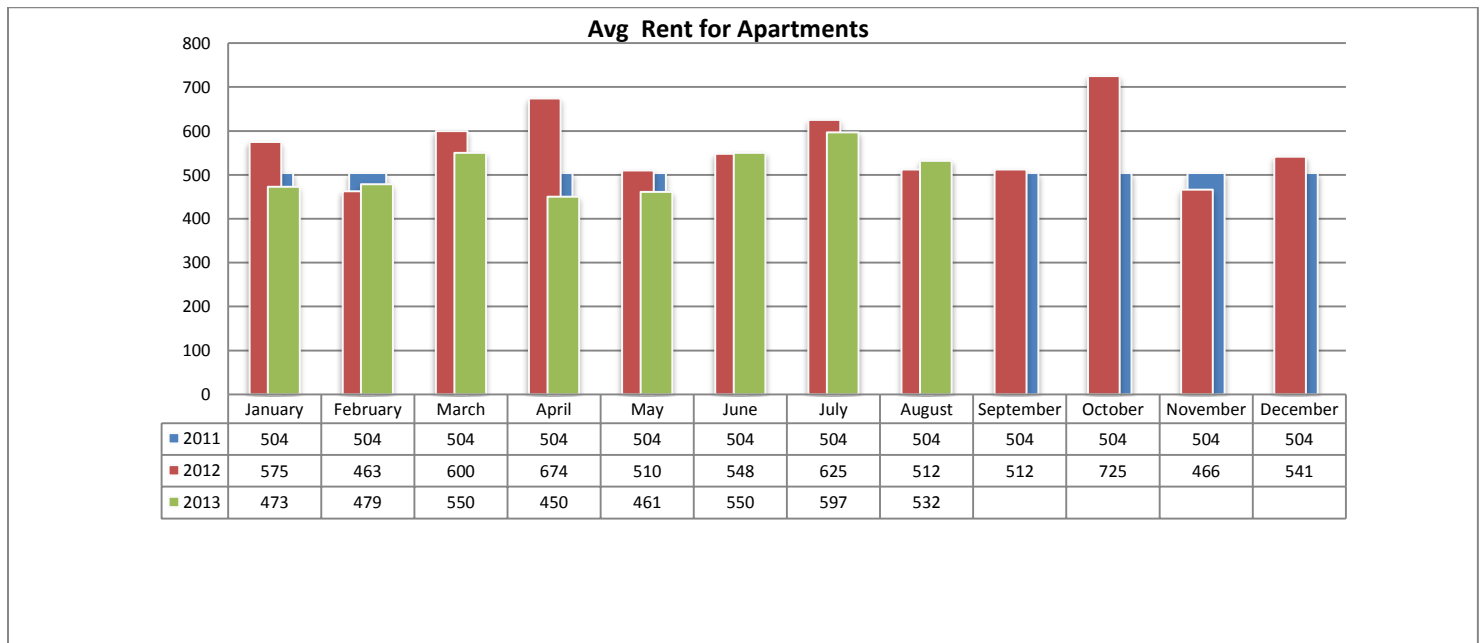
PLEASE NOTE: The data contained in this report is dynamic in nature and therefore subject to change and adjustment with the passage of time. These figures and charts are an approximation of the flow of business as observed through the Tucson Association of REALTORS® Multiple Listing Service. This report does not represent all real estate activity in the area as it does not include unrepresented sales, commercial sales or a substantial portion of new home sales. Though the data and materials presented here are deemed to be substantially correct, neither the Tucson Association of REALTORS® nor the MLS guarantees, or is in any way responsible for its accuracy.

## Rented Listings for July 2013



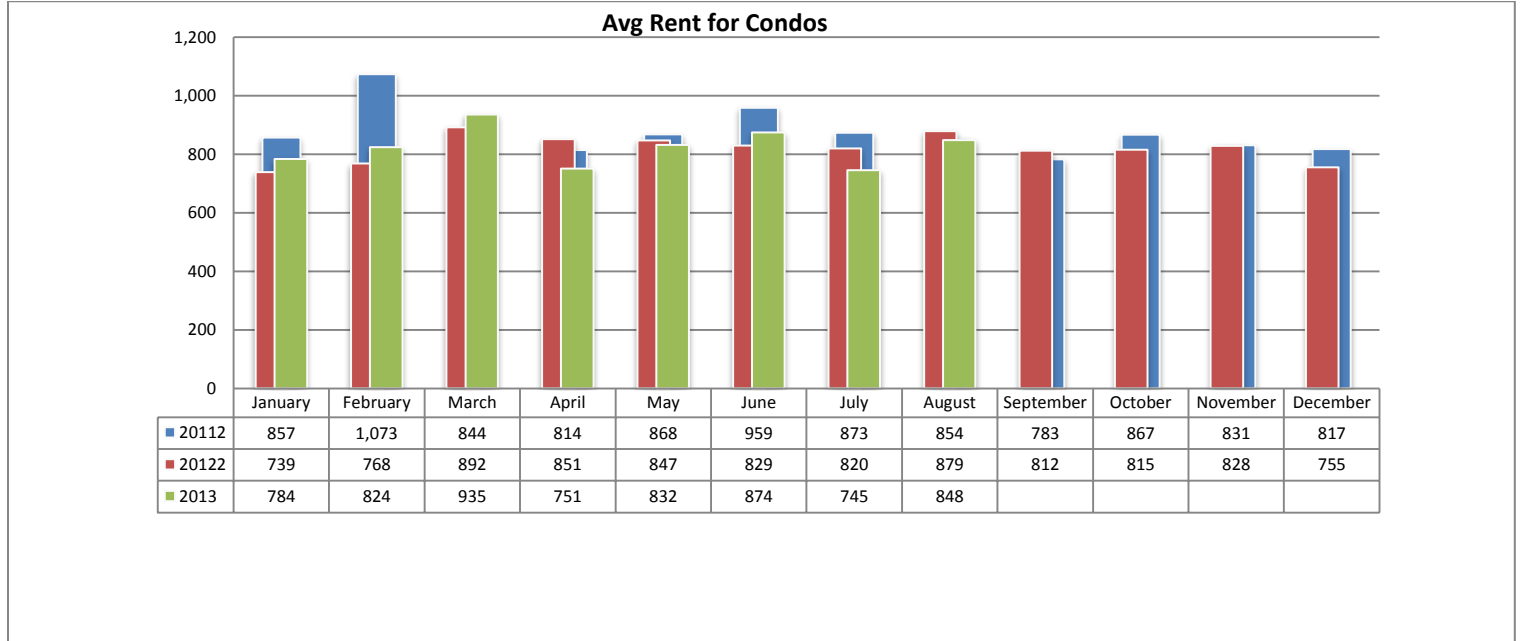
Area	# of Listings
c	292
e	55
n	111
ne	31
nw	224
s	58
se	90
sw	39
w	47
xne	0
xnw	6
xs	74
xsw	15
xw	1

## Avg Rent for Apartments August 2013

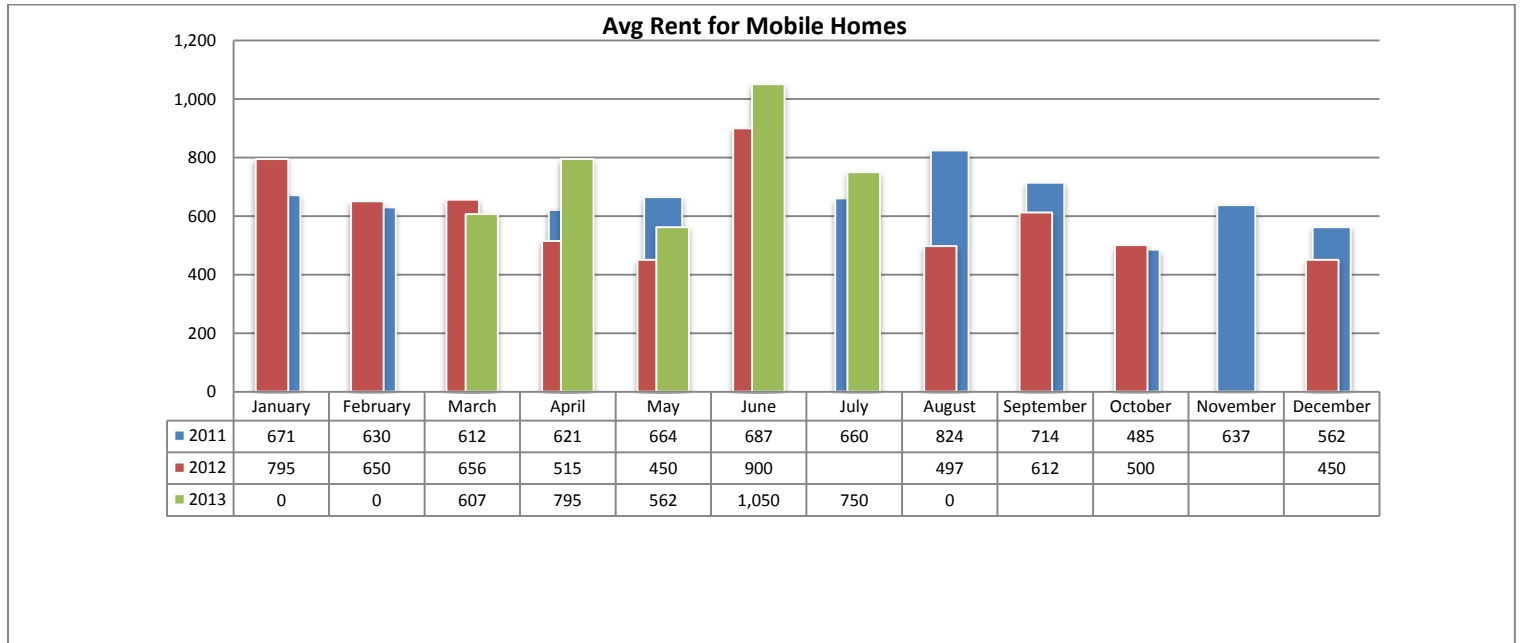


PLEASE NOTE: The data contained in this report is dynamic in nature and therefore subject to change and adjustment with the passage of time. These figures and charts are an approximation of the flow of business as observed through the Tucson Association of REALTORS® Multiple Listing Service. This report does not represent all real estate activity in the area as it does not include unrepresented sales, commercial sales or a substantial portion of new home sales. Though the data and materials presented here are deemed to be substantially correct, neither the Tucson Association of REALTORS® nor the MLS guarantees, or is in any way responsible for its accuracy.

## Avg Rent for Condos August 2013

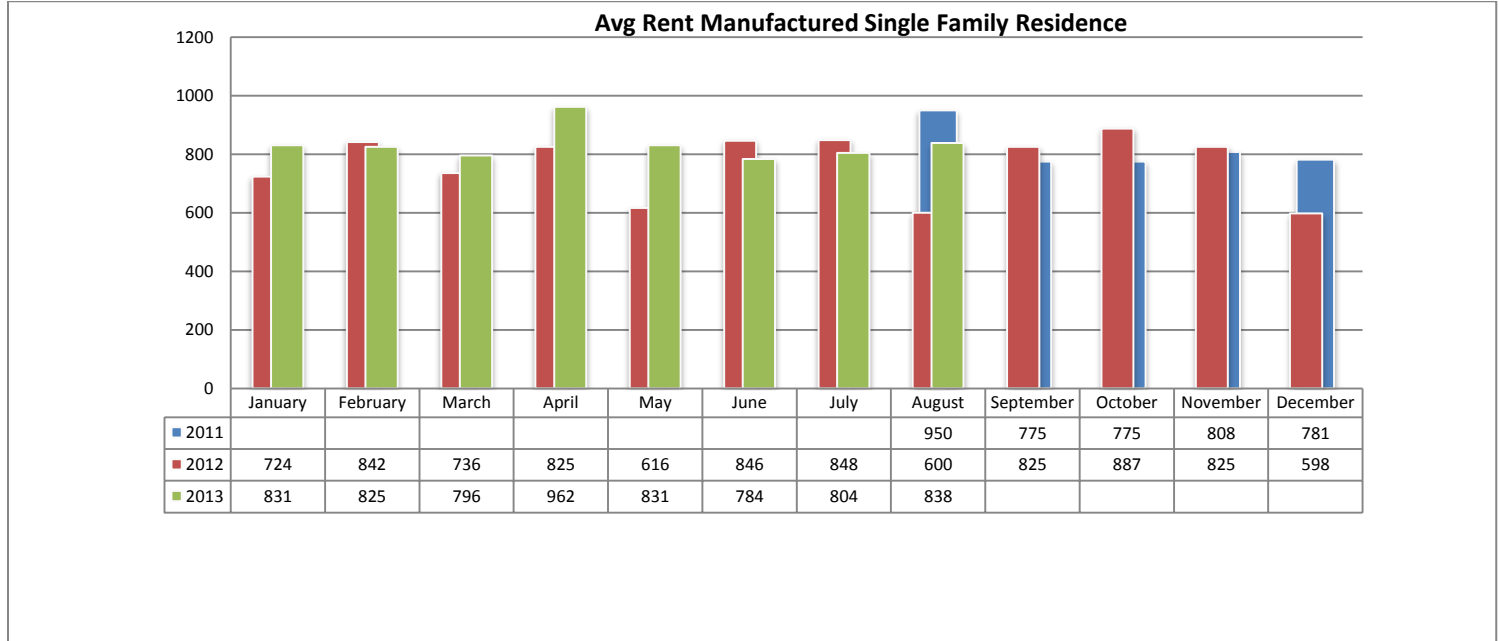


## Avg Rent for Mobile Homes August 2013

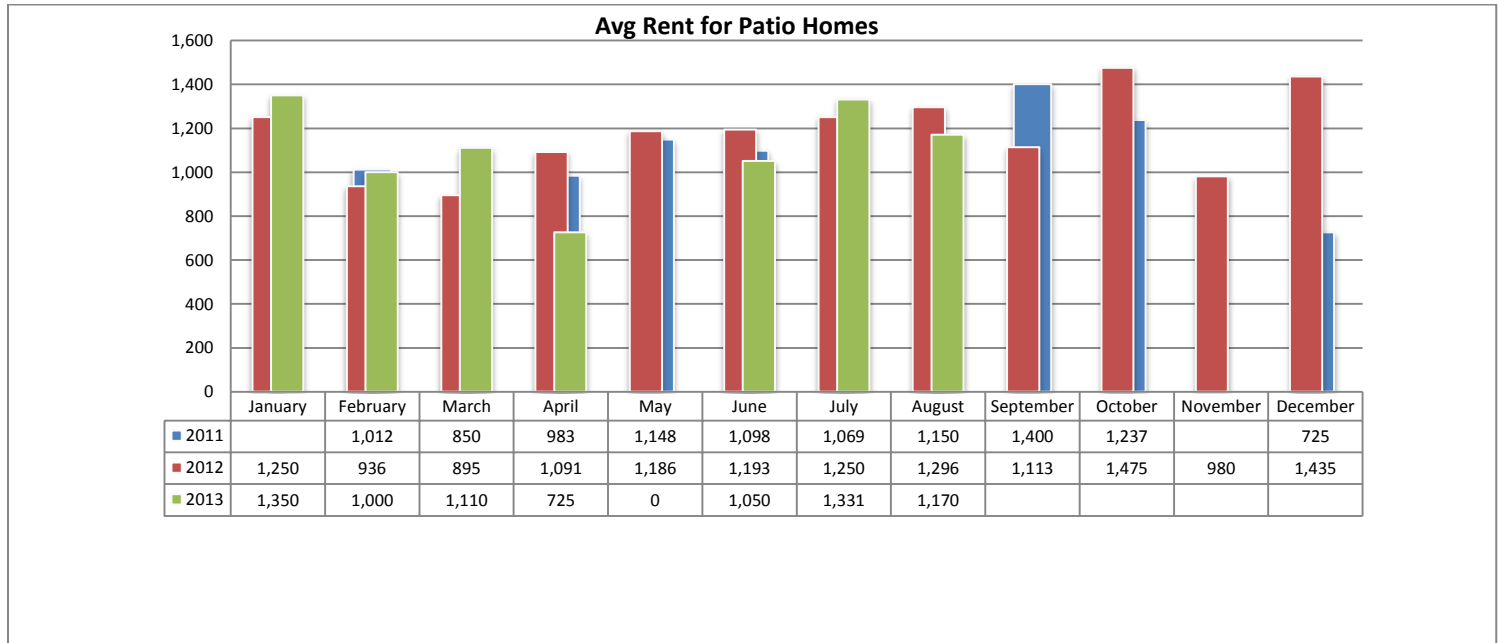


PLEASE NOTE: The data contained in this report is dynamic in nature and therefore subject to change and adjustment with the passage of time. These figures and charts are an approximation of the flow of business as observed through the Tucson Association of REALTORS® Multiple Listing Service. This report does not represent all real estate activity in the area as it does not include unrepresented sales, commercial sales or a substantial portion of new home sales. Though the data and materials presented here are deemed to be substantially correct, neither the Tucson Association of REALTORS® nor the MLS guarantees, or is in any way responsible for its accuracy.

## Avg Rent for MSFR August 2013

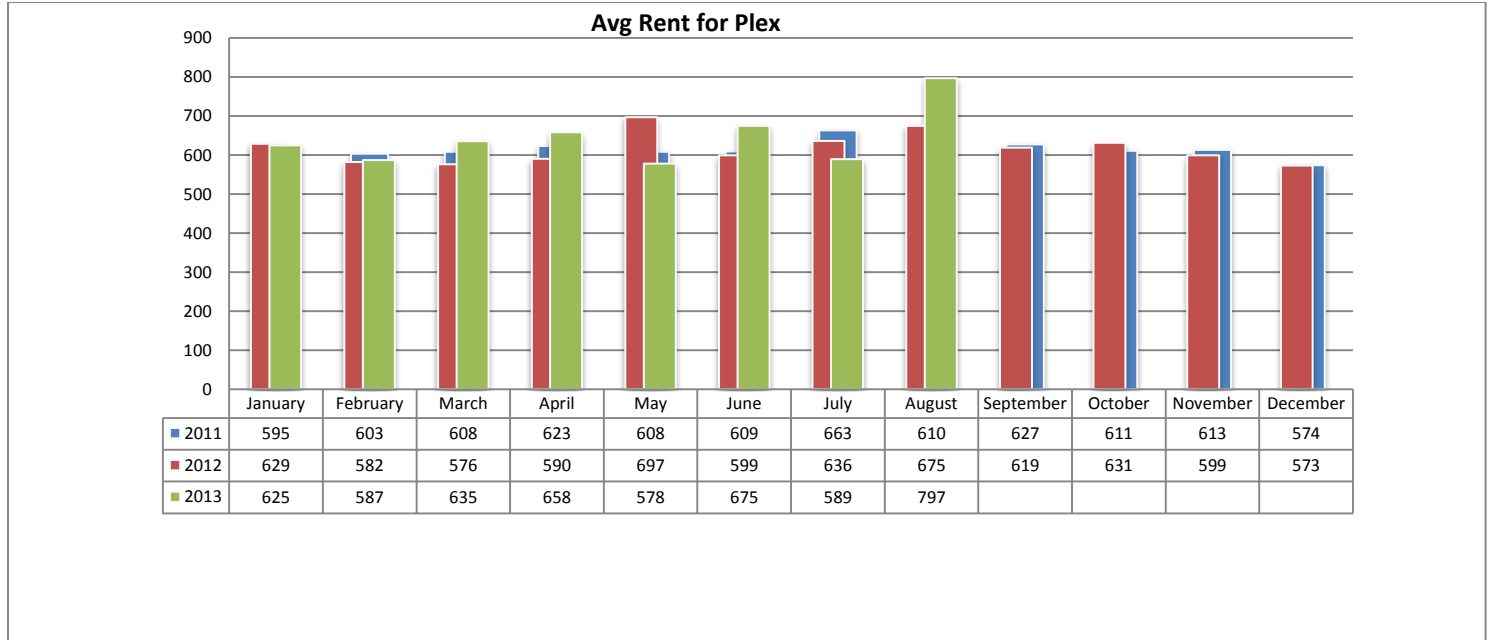


## Avg Rent for Patio Homes August 2013



PLEASE NOTE: The data contained in this report is dynamic in nature and therefore subject to change and adjustment with the passage of time. These figures and charts are an approximation of the flow of business as observed through the Tucson Association of REALTORS® Multiple Listing Service. This report does not represent all real estate activity in the area as it does not include unrepresented sales, commercial sales or a substantial portion of new home sales. Though the data and materials presented here are deemed to be substantially correct, neither the Tucson Association of REALTORS® nor the MLS guarantees, or is in any way responsible for its accuracy.

## Avg Rent for Multiplex Homes August 2013

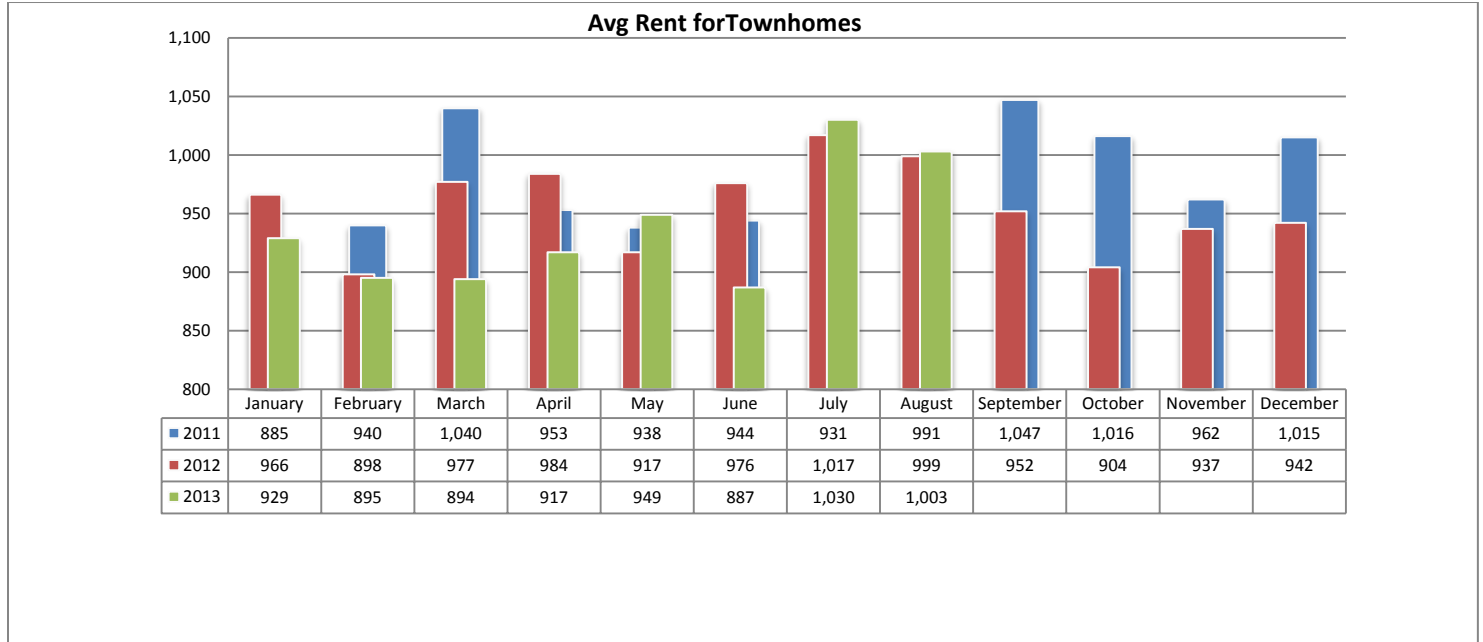


## Avg Rent for SFR Homes August 2013

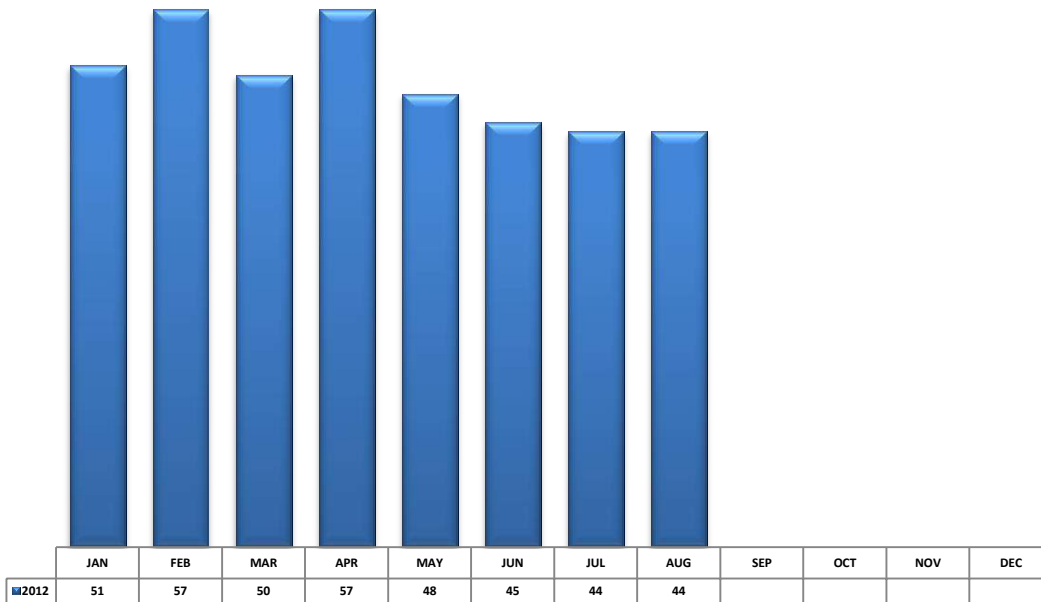


PLEASE NOTE: The data contained in this report is dynamic in nature and therefore subject to change and adjustment with the passage of time. These figures and charts are an approximation of the flow of business as observed through the Tucson Association of REALTORS® Multiple Listing Service. This report does not represent all real estate activity in the area as it does not include unrepresented sales, commercial sales or a substantial portion of new home sales. Though the data and materials presented here are deemed to be substantially correct, neither the Tucson Association of REALTORS® nor the MLS guarantees, or is in any way responsible for its accuracy.

## Avg Rent for Townhomes Homes August 2013



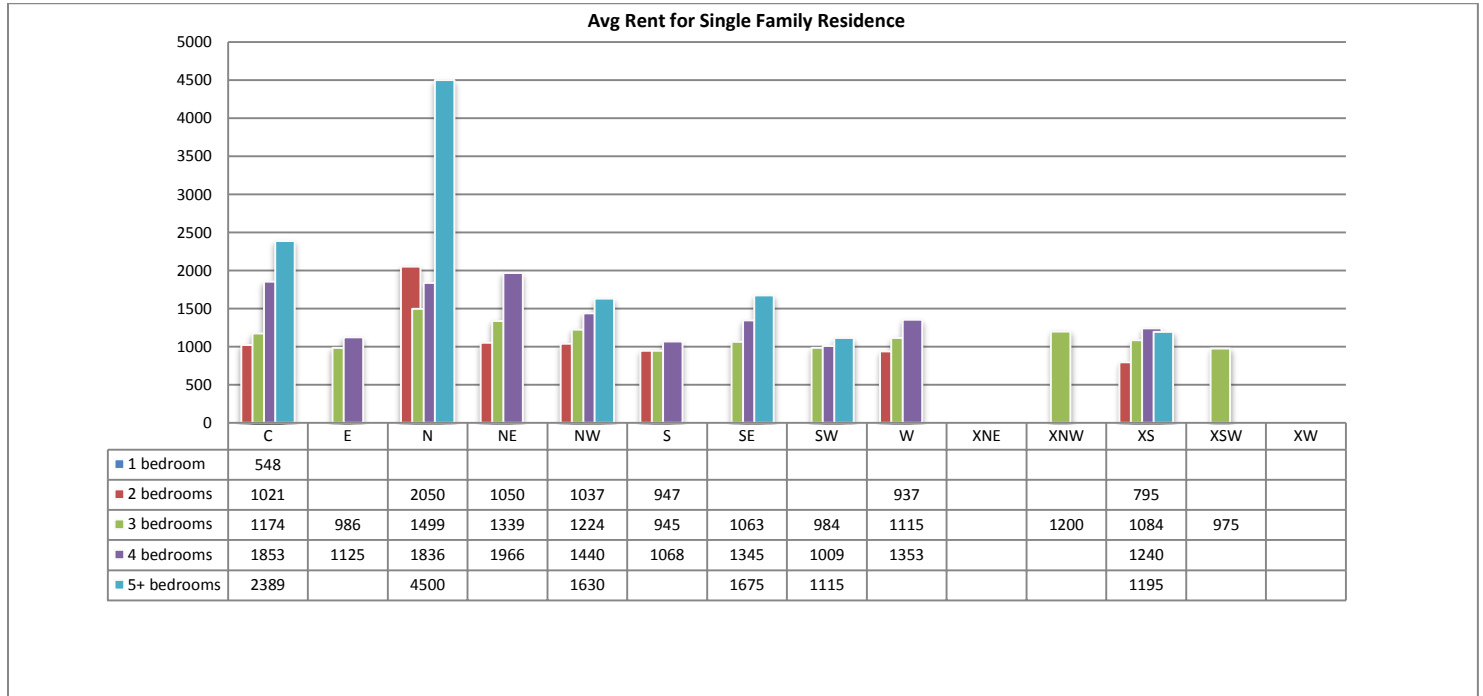
## Average Days on Market/Listing - 2013



Area	Avg. DOM
c	44
e	47
n	39
ne	50
nw	44
s	42
se	42
sw	41
w	45
xne	
xnw	37
xs	59
xsw	44
xw	33

PLEASE NOTE: The data contained in this report is dynamic in nature and therefore subject to change and adjustment with the passage of time. These figures and charts are an approximation of the flow of business as observed through the Tucson Association of REALTORS® Multiple Listing Service. This report does not represent all real estate activity in the area as it does not include unrepresented sales, commercial sales or a substantial portion of new home sales. Though the data and materials presented here are deemed to be substantially correct, neither the Tucson Association of REALTORS® nor the MLS guarantees, or is in any way responsible for its accuracy.

**Average Single Family price per # of bedrooms – August**

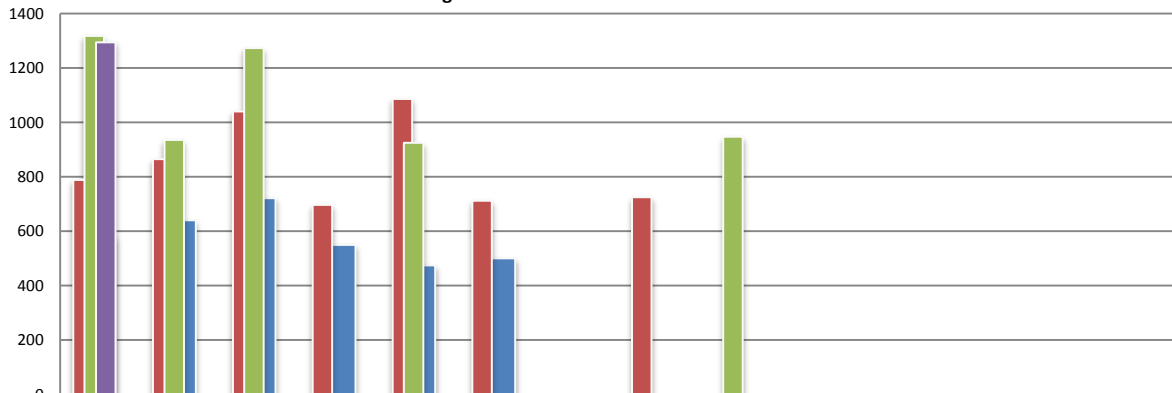


**Average Attached Home price per # of bedrooms – August**

PLEASE NOTE: The data contained in this report is dynamic in nature and therefore subject to change and adjustment with the passage of time. These figures and charts are an approximation of the flow of business as observed through the Tucson Association of REALTORS® Multiple Listing Service. This report does not represent all real estate activity in the area as it does not include unrepresented sales, commercial sales or a substantial portion of new home sales. Though the data and materials presented here are deemed to be substantially correct, neither the Tucson Association of REALTORS® nor the MLS guarantees, or is in any way responsible for its accuracy.



**Avg Rent for Attached Home**



	C	E	N	NE	NW	S	SE	SW	W	XNE	XNW	XS	XSW	XW
1 bedroom	581	640	722	550	475	500								
2 bedrooms	789	865	1041	697	1086	712		725						
3 bedrooms	1318	936	1273		925				947					
4 bedrooms	1295													
5+ bedrooms														

**Average 2-Plex & Apartment price per # of bedrooms – August**

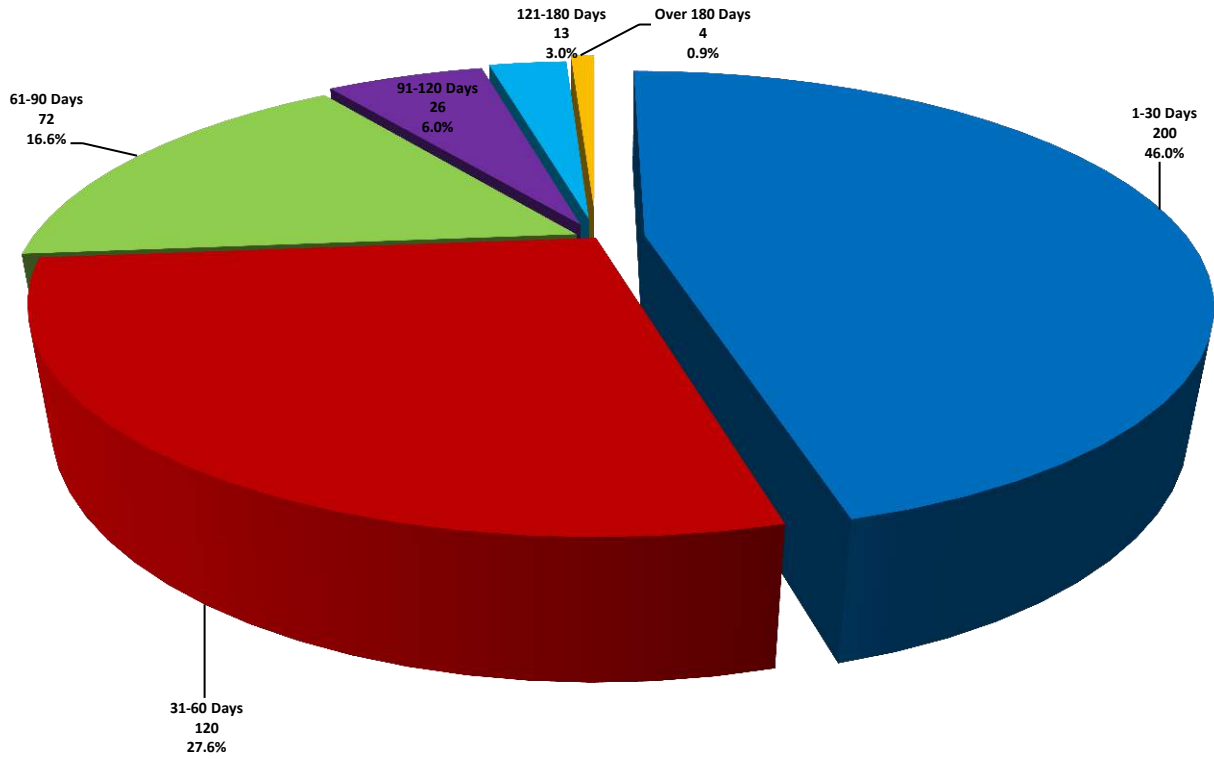
**Avg Rent for 2-Plex & Apt.**



	C	E	N	NE	NW	S	SE	SW	W	XNE	XNW	XS	XSW	XW
1 bedroom	534													
2 bedrooms	708													
3 bedrooms	1089													
4 bedrooms														
5+ bedrooms														

PLEASE NOTE: The data contained in this report is dynamic in nature and therefore subject to change and adjustment with the passage of time. These figures and charts are an approximation of the flow of business as observed through the Tucson Association of REALTORS® Multiple Listing Service. This report does not represent all real estate activity in the area as it does not include unrepresented sales, commercial sales or a substantial portion of new home sales. Though the data and materials presented here are deemed to be substantially correct, neither the Tucson Association of REALTORS® nor the MLS guarantees, or is in any way responsible for its accuracy.

**Average Days on Market/Listing for August Breakdown**



PLEASE NOTE: The data contained in this report is dynamic in nature and therefore subject to change and adjustment with the passage of time. These figures and charts are an approximation of the flow of business as observed through the Tucson Association of REALTORS® Multiple Listing Service. This report does not represent all real estate activity in the area as it does not include unrepresented sales, commercial sales or a substantial portion of new home sales. Though the data and materials presented here are deemed to be substantially correct, neither the Tucson Association of REALTORS® nor the MLS guarantees, or is in any way responsible for its accuracy.