

**For Immediate
Release:**
March 11, 2014

CONTACT:
Kim Clifton
TARMLS President
(520) 544-2335

Sean Murphy
Vice President, MLS
(520) 382-8792

Philip Tedesco, RCE, CAE
CEO, TARMLS
(520) 327-4218

Tucson Association of REALTORS®

Multiple Listing Service

Monthly Rental Statistics

February 2014

The Rental Statistics summarize the active inventory, rented inventory, and days on market for each rental property type.

Below are some highlights from the February Rental Statistics:

- Total Active listings for February were 831.
- The number of properties rented this month was 311.
- The Average monthly rent for Apartments was \$650.
- The Average monthly rent for Condominiums was \$747.
- The Average monthly rent for Mobile Homes was \$675.
- The Average monthly rent for Manufactured Single Family Residence's was \$500.
- The Average monthly rent for Patio Homes was \$976.
- The Average monthly rent for Plex's was \$602.
- The Average monthly rent for Single Family Residence's was \$1,166.
- The Average monthly rent for Townhomes was \$956.
- Average Days on Market was 56.

Kim Clifton
2014 TARMLS President



Lifestyle Opportunities:
No matter what area or type of home you are interested in, you have a variety of options.

Financial:
Multiple financing opportunities are available

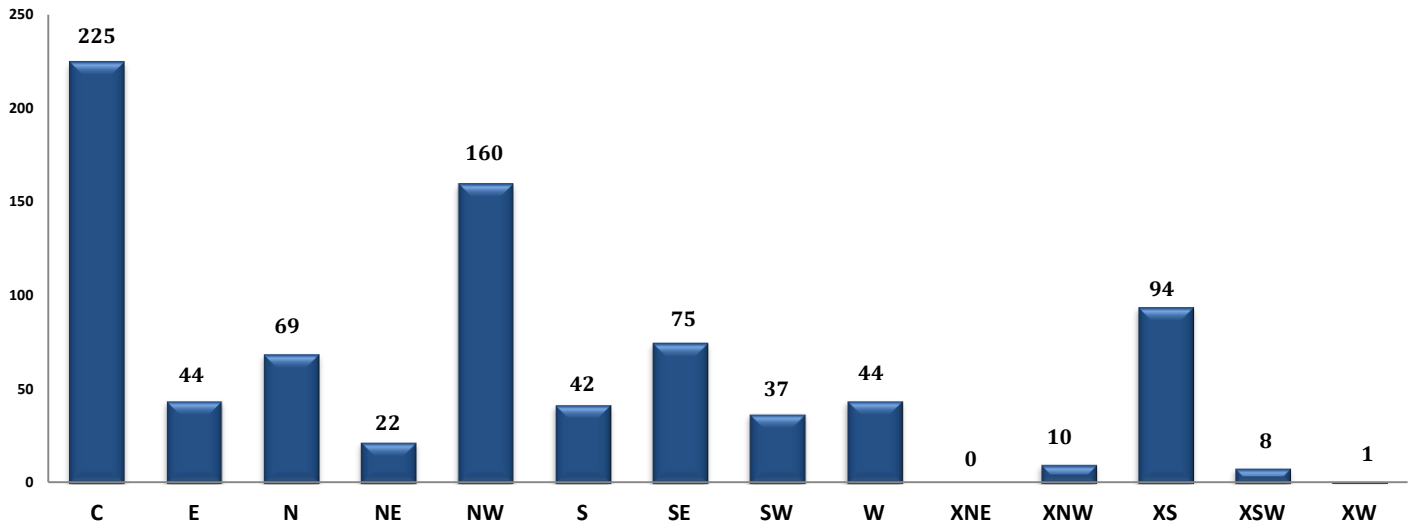
Talk to a REALTOR®!
With the complexity of a real estate transaction, you need a REALTOR®.



The Tucson Multiple Listing Service, Inc. is a wholly owned subsidiary of the Tucson Association of REALTORS®, dedicated to providing a reliable real estate database for members and the public. The Association represents the interests of 5,400 professionals in the real estate industry, and is affiliated with the National Association of REALTORS®. REALTOR® is a registered collective membership mark which may only be used by professionals who are members and subscribe to its strict code of ethics.

Rentals - Unfurnished Only

Active Listings, February 2014 - 831

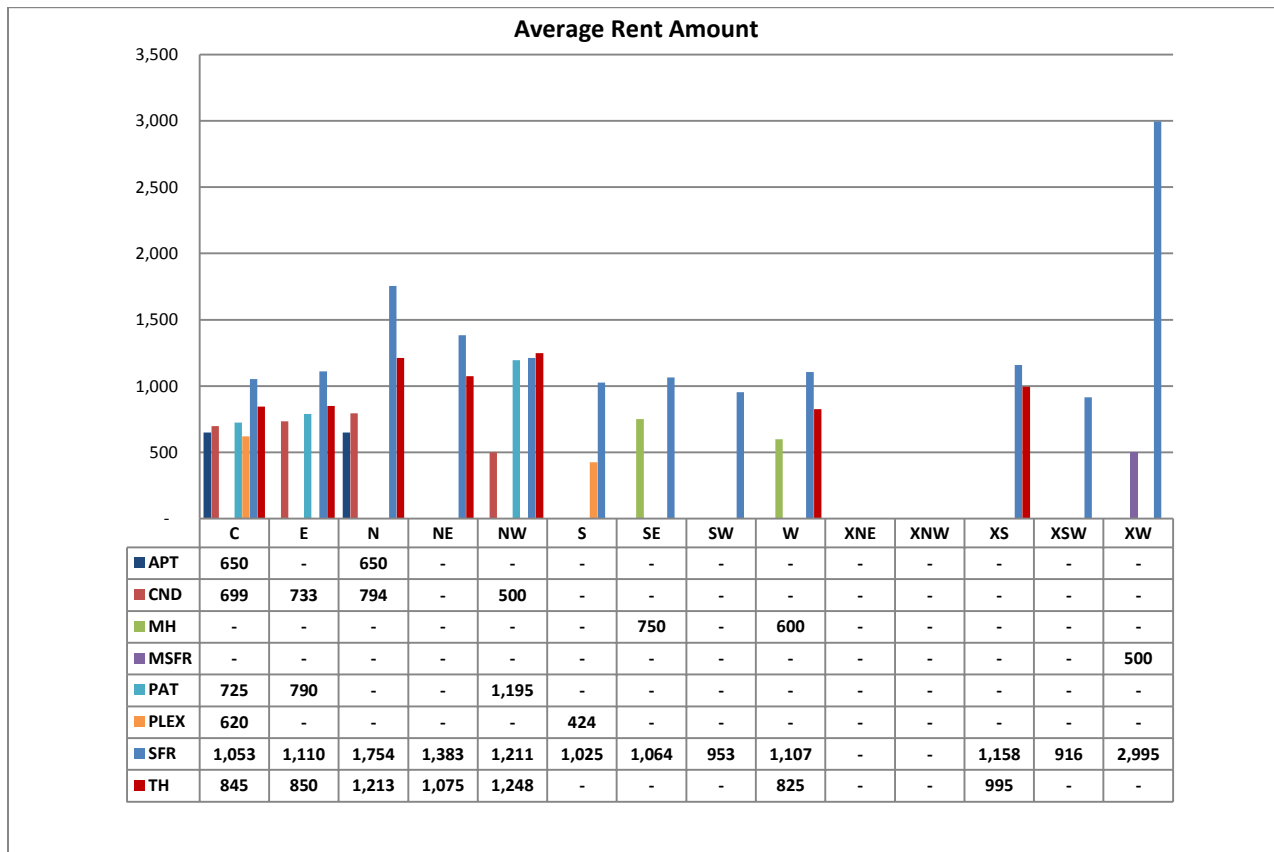


Rented During February 2014 - 311




PLEASE NOTE: The data contained in this report is dynamic in nature and therefore subject to change and adjustment with the passage of time. These figures and charts are an approximation of the flow of business as observed through the Tucson Association of REALTORS® Multiple Listing Service. This report does not represent all real estate activity in the area as it does not include unrepresented sales, commercial sales or a substantial portion of new home sales. Though the data and materials presented here are deemed to be substantially correct, neither the Tucson Association of REALTORS® nor the MLS guarantees, or is in any way responsible for its accuracy.

Rented Listings for February 2014



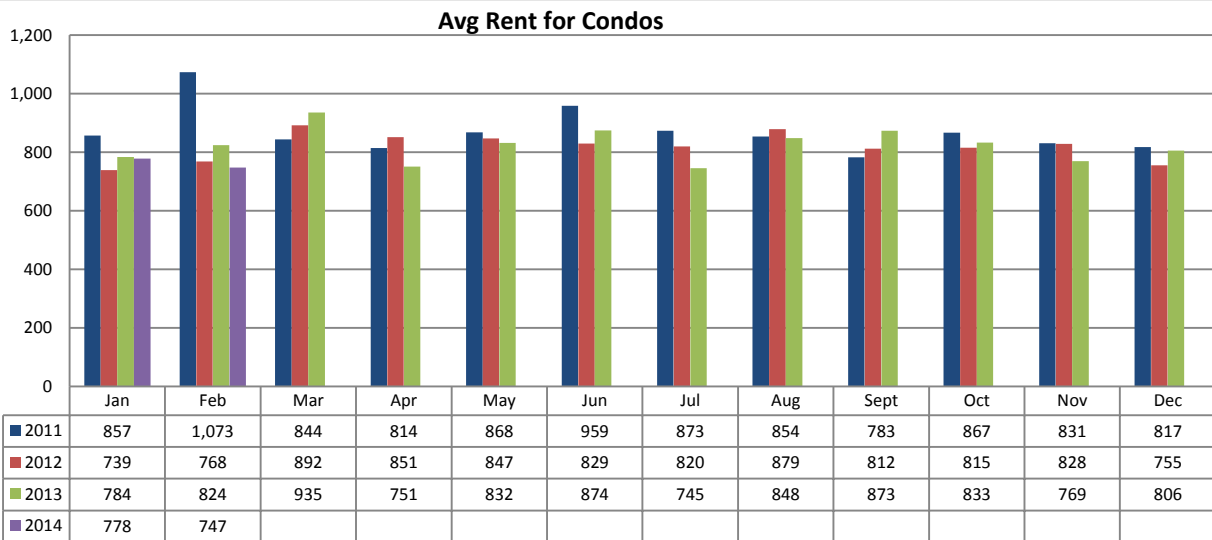
Area	# of Listings
C	69
E	28
N	28
NE	9
NW	66
S	20
SE	36
SW	10
W	15
XNE	0
XNW	0
XS	25
XSW	3
XW	2

Avg Rent for Apartments February 2014

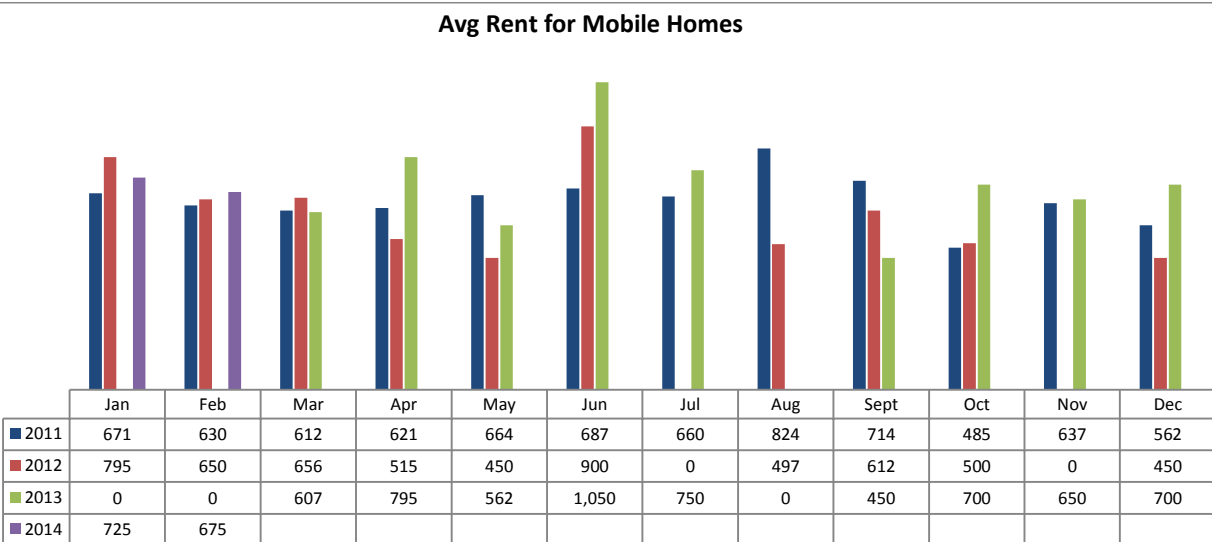


PLEASE NOTE: The data contained in this report is dynamic in nature and therefore subject to change and adjustment with the passage of time. These figures and charts are an approximation of the flow of business as observed through the Tucson Association of REALTORS® Multiple Listing Service. This report does not represent all real estate activity in the area as it does not include unrepresented sales, commercial sales or a substantial portion of new home sales. Though the data and materials presented here are deemed to be substantially correct, neither the Tucson Association of REALTORS® nor the MLS guarantees, or is in any way responsible for its accuracy.

Avg Rent for Condos February 2014



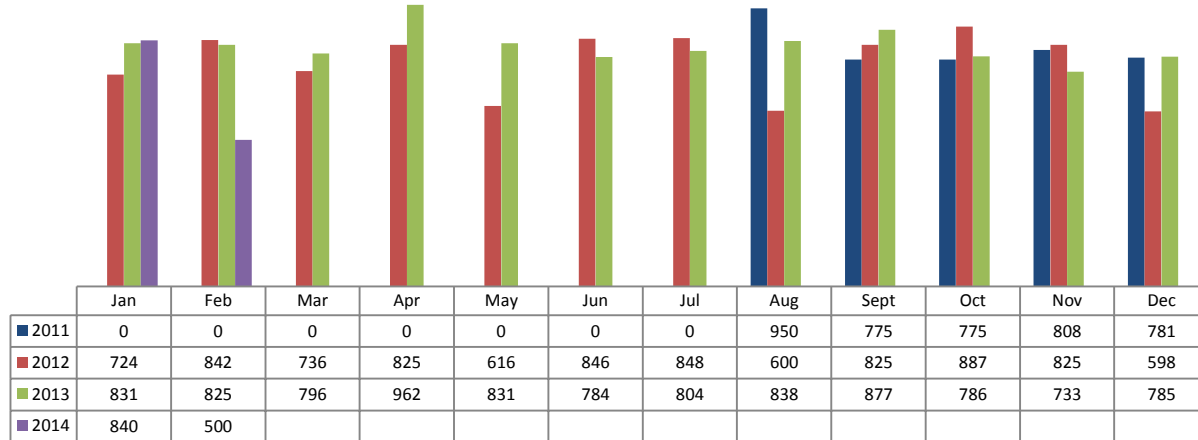
Avg Rent for Mobile Homes February 2014



PLEASE NOTE: The data contained in this report is dynamic in nature and therefore subject to change and adjustment with the passage of time. These figures and charts are an approximation of the flow of business as observed through the Tucson Association of REALTORS® Multiple Listing Service. This report does not represent all real estate activity in the area as it does not include unrepresented sales, commercial sales or a substantial portion of new home sales. Though the data and materials presented here are deemed to be substantially correct, neither the Tucson Association of REALTORS® nor the MLS guarantees, or is in any way responsible for its accuracy.

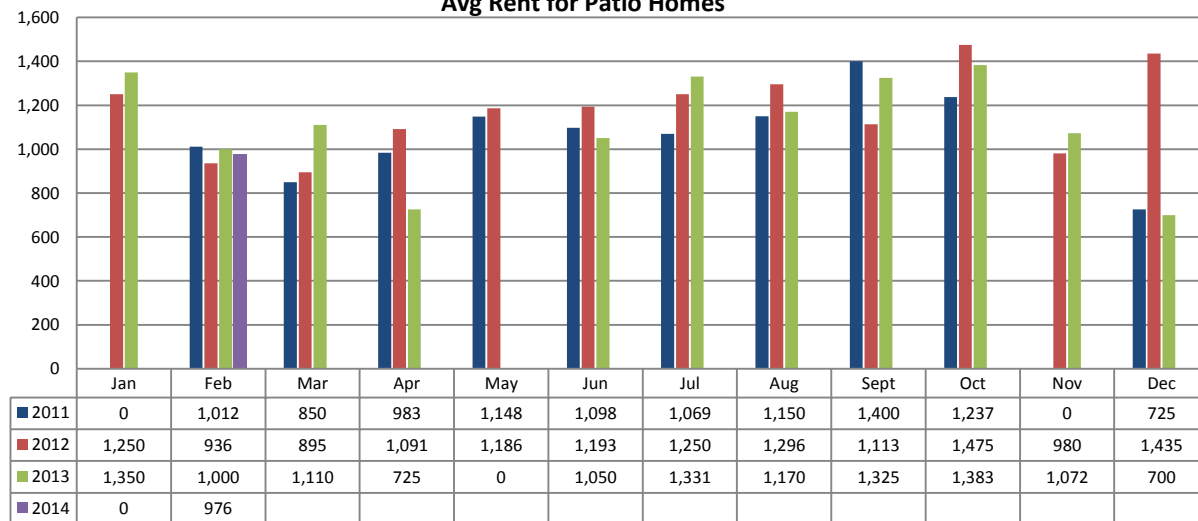
Avg Rent for MSFR February 2014

Avg Rent Manufactured Single Family Residence



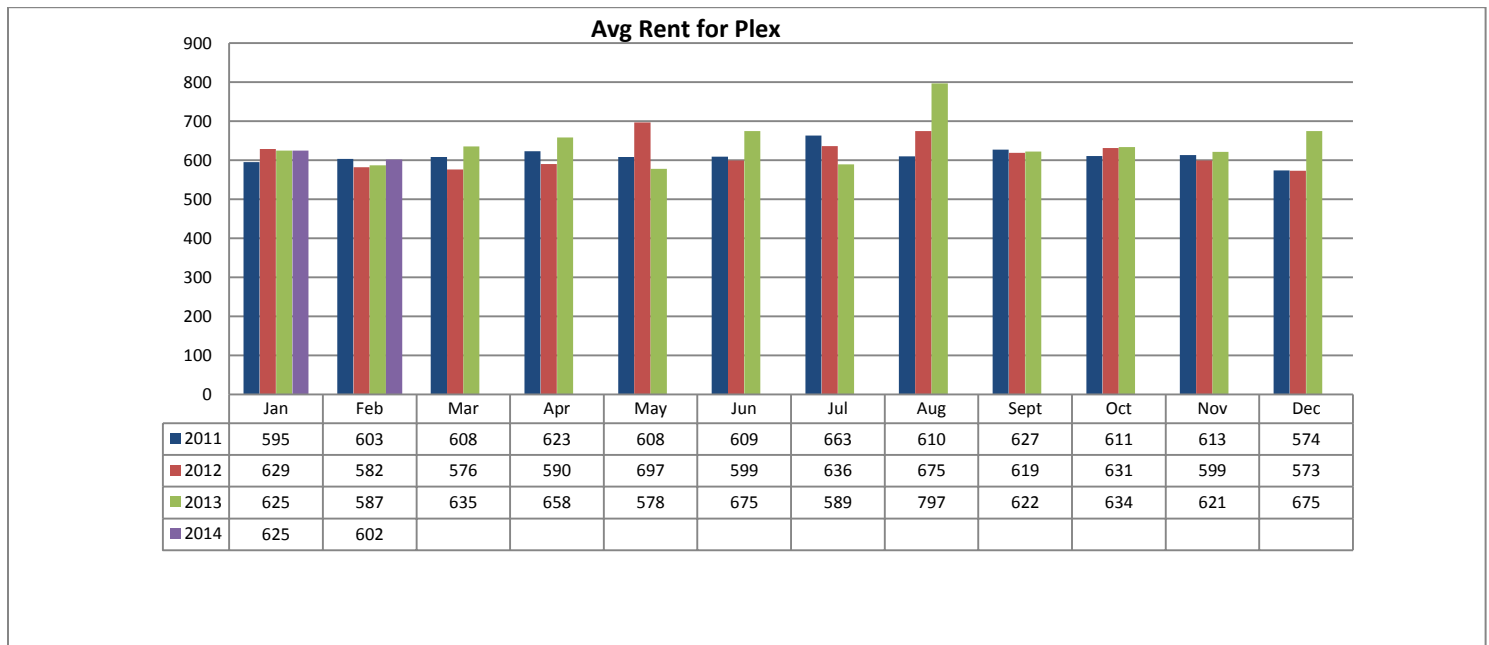
Avg Rent for Patio Homes February 2014

Avg Rent for Patio Homes



PLEASE NOTE: The data contained in this report is dynamic in nature and therefore subject to change and adjustment with the passage of time. These figures and charts are an approximation of the flow of business as observed through the Tucson Association of REALTORS® Multiple Listing Service. This report does not represent all real estate activity in the area as it does not include unrepresented sales, commercial sales or a substantial portion of new home sales. Though the data and materials presented here are deemed to be substantially correct, neither the Tucson Association of REALTORS® nor the MLS guarantees, or is in any way responsible for its accuracy.

Avg Rent for Multiplex Homes February 2014

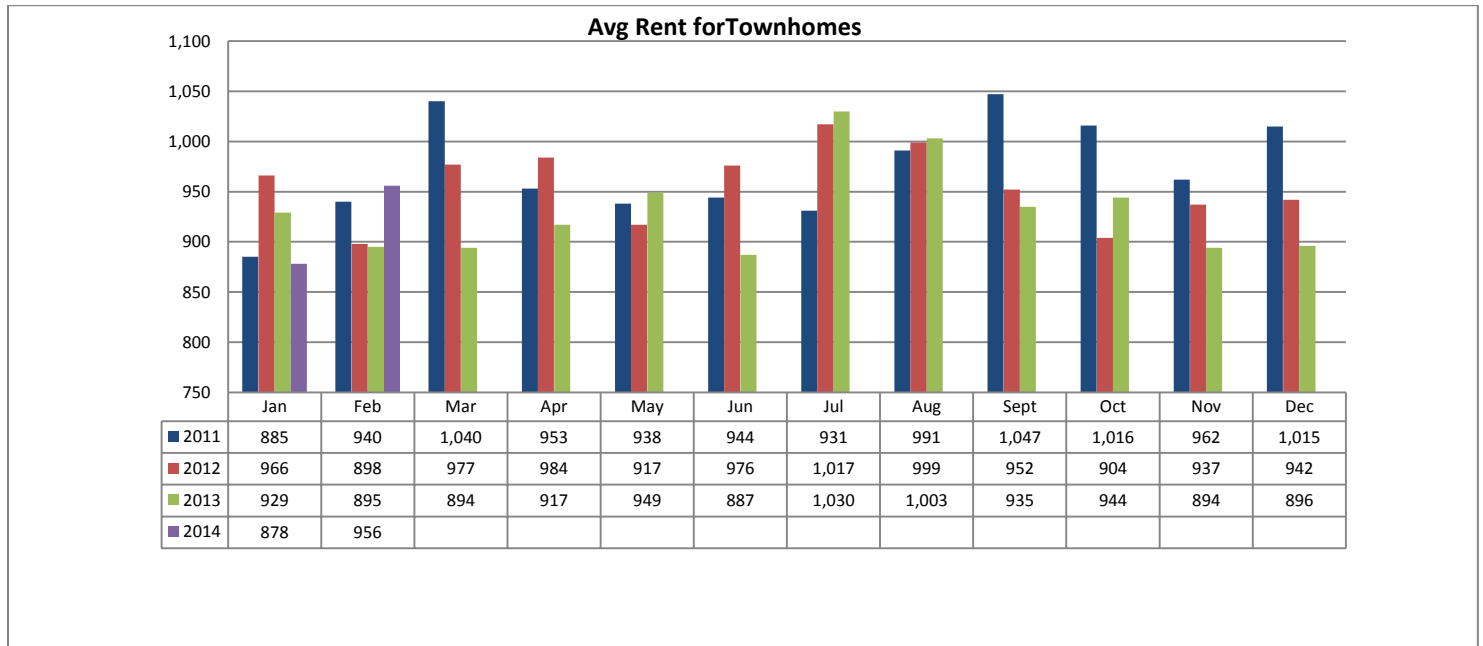


Avg Rent for SFR Homes February 2014

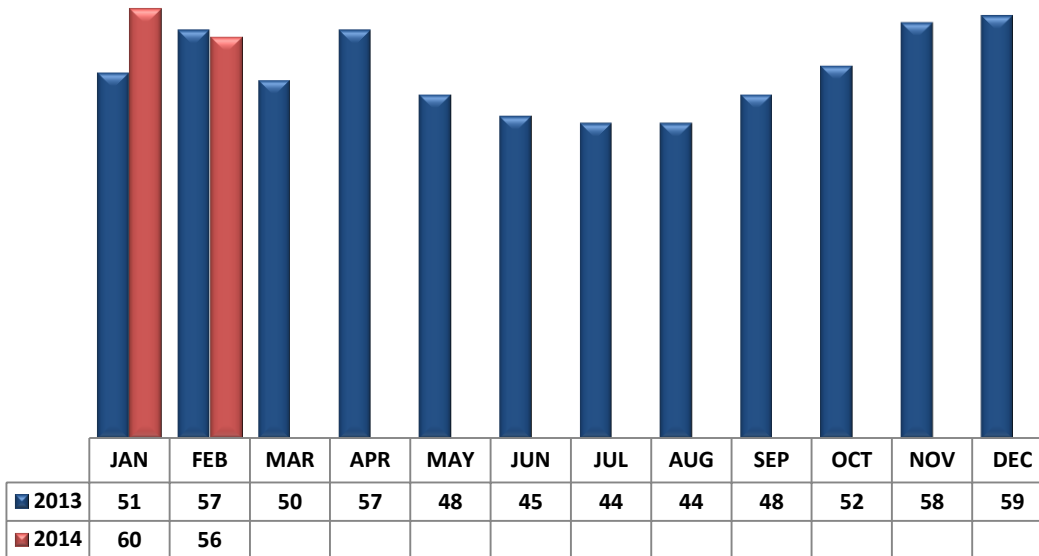


PLEASE NOTE: The data contained in this report is dynamic in nature and therefore subject to change and adjustment with the passage of time. These figures and charts are an approximation of the flow of business as observed through the Tucson Association of REALTORS® Multiple Listing Service. This report does not represent all real estate activity in the area as it does not include unrepresented sales, commercial sales or a substantial portion of new home sales. Though the data and materials presented here are deemed to be substantially correct, neither the Tucson Association of REALTORS® nor the MLS guarantees, or is in any way responsible for its accuracy.

Avg Rent for Townhomes - February 2014



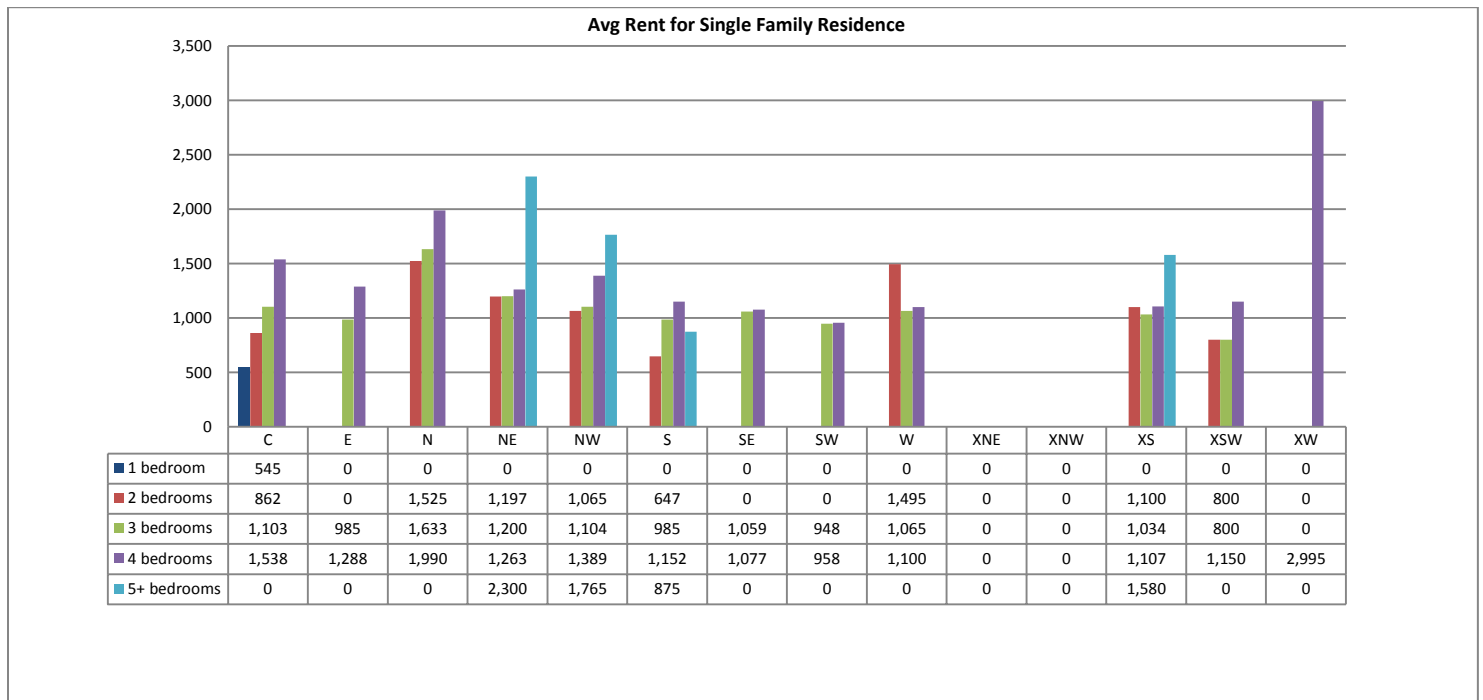
Average Days on Market/Listing



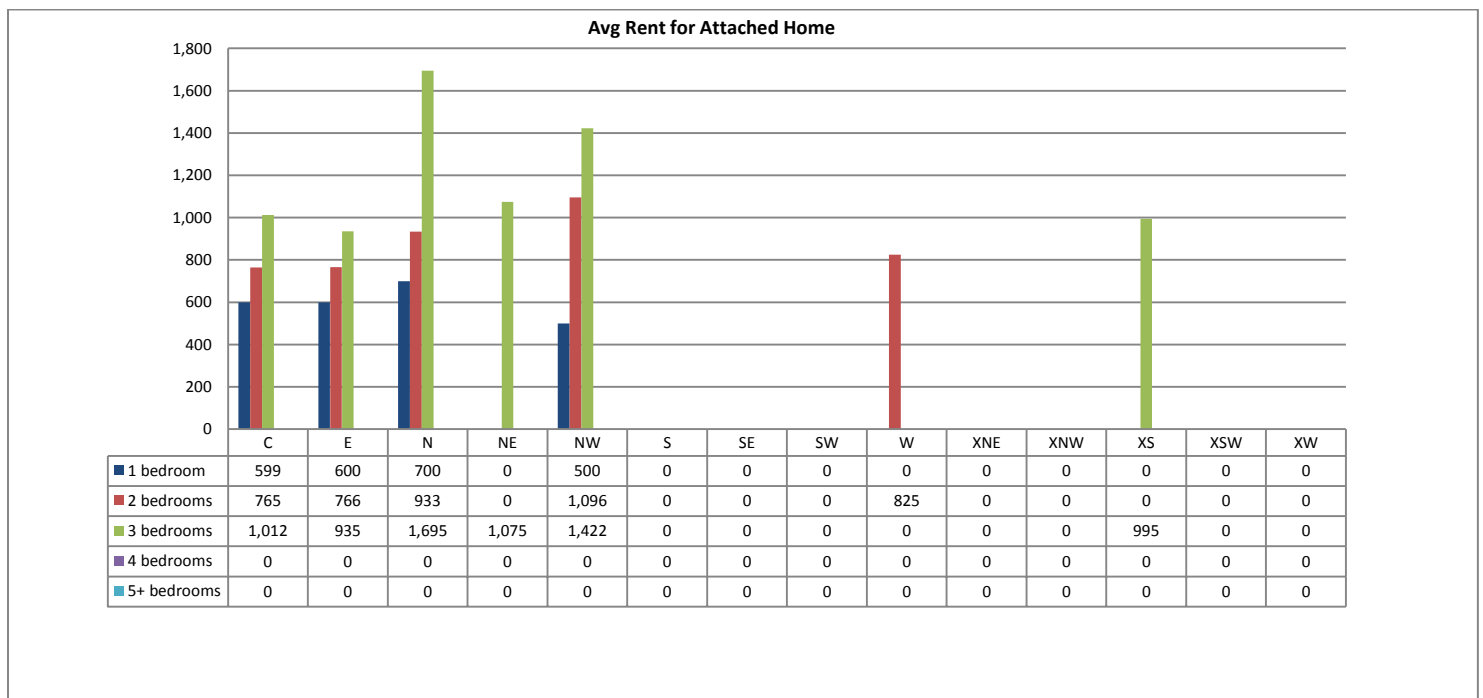
Area	Avg. DOM
C	52
E	61
N	51
NE	59
NW	55
S	46
SE	50
SW	88
W	38
XNE	0
XNW	0
XS	81
XSW	115
XW	33

PLEASE NOTE: The data contained in this report is dynamic in nature and therefore subject to change and adjustment with the passage of time. These figures and charts are an approximation of the flow of business as observed through the Tucson Association of REALTORS® Multiple Listing Service. This report does not represent all real estate activity in the area as it does not include unrepresented sales, commercial sales or a substantial portion of new home sales. Though the data and materials presented here are deemed to be substantially correct, neither the Tucson Association of REALTORS® nor the MLS guarantees, or is in any way responsible for its accuracy.

Average Single Family price per # of bedrooms – February 2014

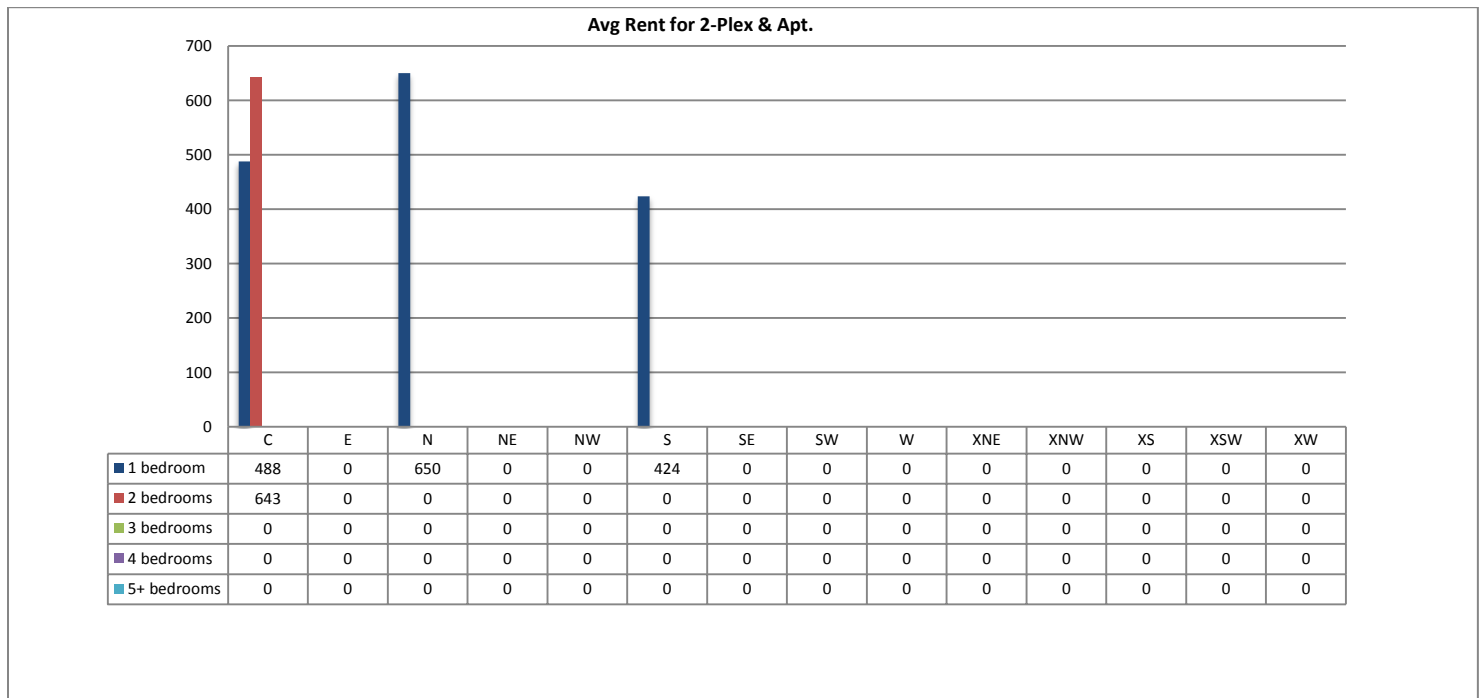


Average Attached Home price per # of bedrooms – February 2014

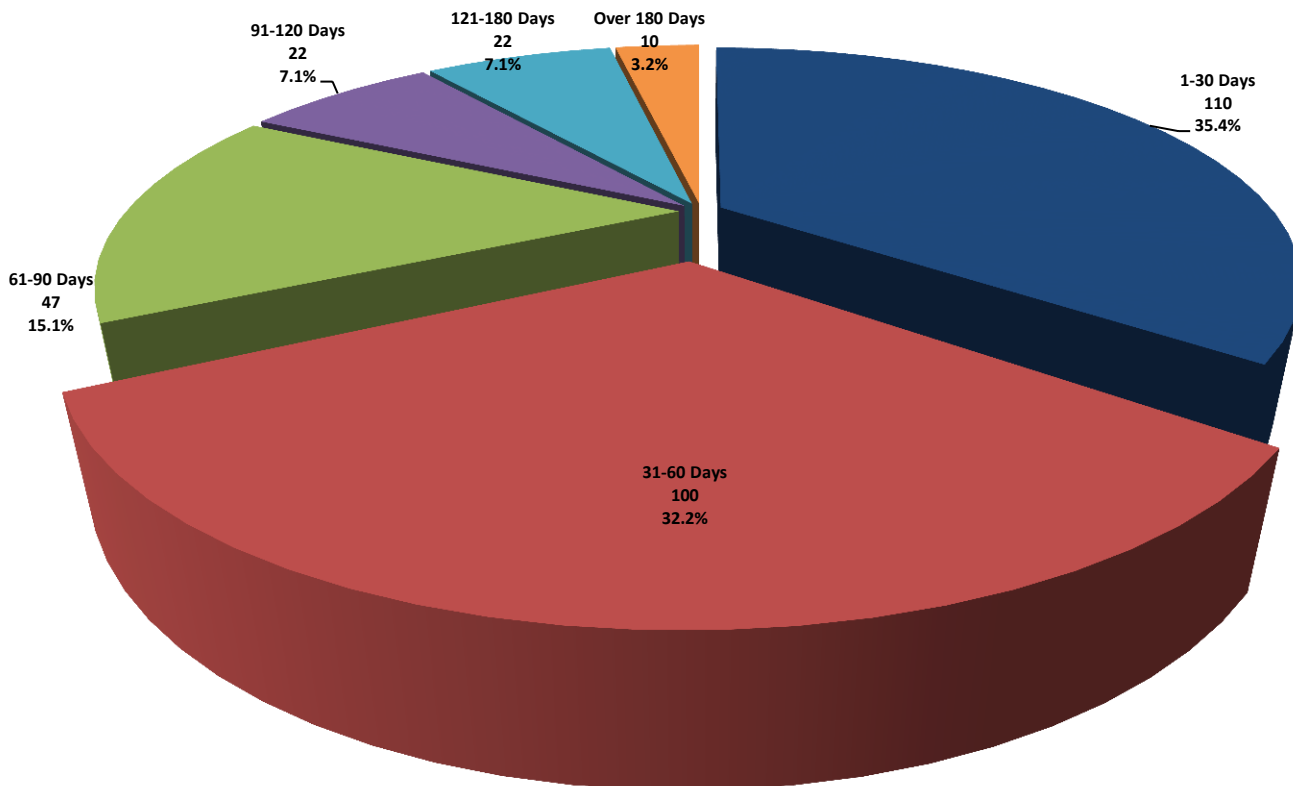


PLEASE NOTE: The data contained in this report is dynamic in nature and therefore subject to change and adjustment with the passage of time. These figures and charts are an approximation of the flow of business as observed through the Tucson Association of REALTORS® Multiple Listing Service. This report does not represent all real estate activity in the area as it does not include unrepresented sales, commercial sales or a substantial portion of new home sales. Though the data and materials presented here are deemed to be substantially correct, neither the Tucson Association of REALTORS® nor the MLS guarantees, or is in any way responsible for its accuracy.

Average 2-Plex & Apartment price per # of bedrooms – February 2014



Average Days on Market/Listing for February 2014 Breakdown



PLEASE NOTE: The data contained in this report is dynamic in nature and therefore subject to change and adjustment with the passage of time. These figures and charts are an approximation of the flow of business as observed through the Tucson Association of REALTORS® Multiple Listing Service. This report does not represent all real estate activity in the area as it does not include unrepresented sales, commercial sales or a substantial portion of new home sales. Though the data and materials presented here are deemed to be substantially correct, neither the Tucson Association of REALTORS® nor the MLS guarantees, or is in any way responsible for its accuracy.