

**December
2001**

<http://www.tarmls.org>

MLS Month in Review

Tucson Association of REALTORS® Multiple Listing Service, Inc.

"The Voice for Real Estate" in Tucson, Arizona

1622 North Swan Road, Tucson, Arizona, 85712



For Immediate Release: **January 18, 2002**

Contact: Paul Lindsey, President, (520) 745-4545
Gary E. Doran, Chief Executive Officer, (520) 327-4218

December 2001 Residential Home Sales

The Tucson Association of REALTORS® Multiple Listing Service, Inc. reports that December 2001's 774 existing home sales increased by 5% from the 741 units sold in December, 2000, while total sales volume increased 6% from last year's \$120,288,408 to \$127,954,374. December's average sale price for all residential types shows an increase of 2% to \$165,316 in 2001 from \$162,333 in 2000. The average sale price for Single Family Residences was \$182,424 in December, 2001 compared to \$176,992 in December, 2000. The median sale price, the price at which half the homes were sold above and below, rose by 4% from December 2000's \$120,500 to \$125,000 in December 2001.

Average days on market remained the same at 56 for both December, 2001, and December, 2000, with 46% of all closed listings selling in the first 30 days on the market. Pending contracts, those transactions subject to contract, but not yet closed escrow, increased by 24% from 649 in December, 2000, to 804 in December, 2001. The 4,597 active listings in December, 2001, were 4% over the 4,422 in December, 2000, and the 1,150 listings added during December, 2001, increased by 29% from the 892 added in December, 2000.

"The December 2001 residential home sales statistics indicate a fairly healthy market," said Paul Lindsey, President of the Tucson Association of REALTORS® Multiple Listing Service, Inc. "There are increases in Total Units Sold, Total Sales Volume, Active Listings and New Listings over last years December numbers," he continued. "As for the full year it looks like we broke 1999's record of Total Units Sold 11,244 to 11,581 in 2001, and at the same time we set a new record of \$1,858,380,806 in Total Sales Volume for 2001, surpassing the record of \$1,726,987,130 in 2000."

**Check Us Out Online at:
<http://www.tarmls.org>**

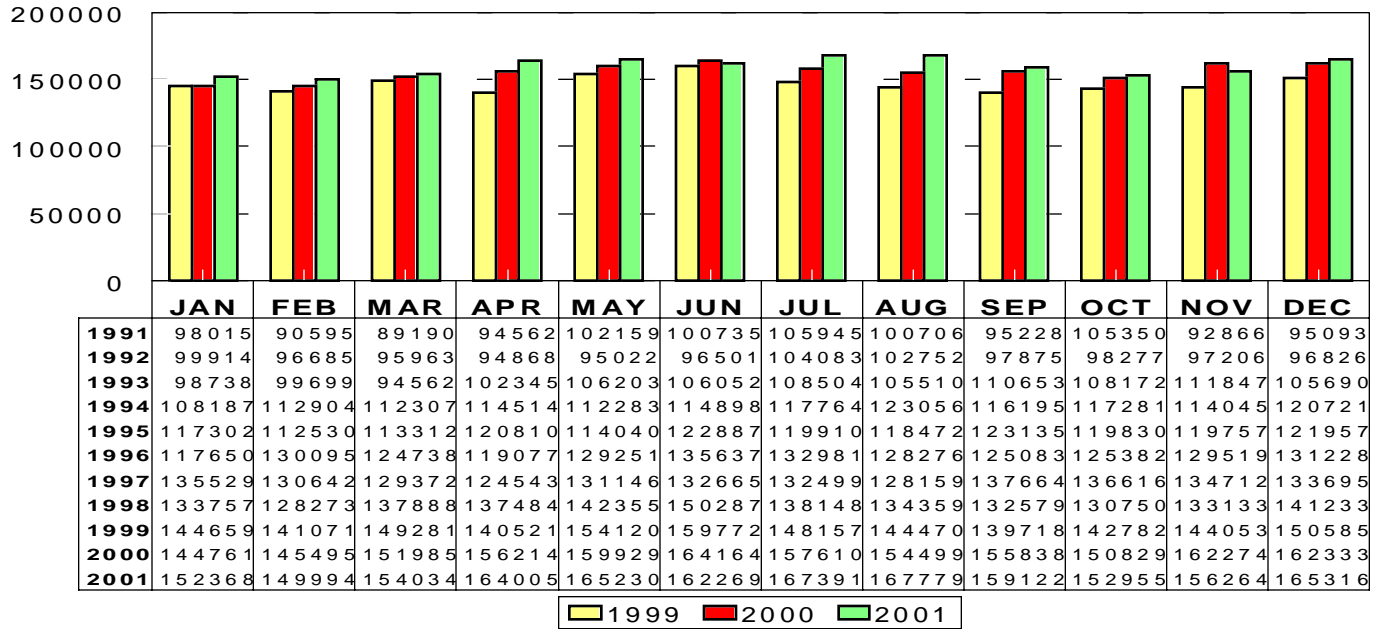

The Tucson Association of REALTORS® Multiple Listing Service, Inc. is a wholly owner subsidiary of the Tucson Association of REALTORS®. With more than 3,800 members, it is affiliated with the Arizona Association of REALTORS® and the National Association of REALTORS®. Only members of the Association can use the term REALTOR®. Its members provide professional real estate services to buyers and sellers and adhere to the organization's strict professional Code of Ethics.

RESIDENTIAL STATISTICS

Including: Single Family, Townhouse, Condominium, Mobile Home, and New Construction

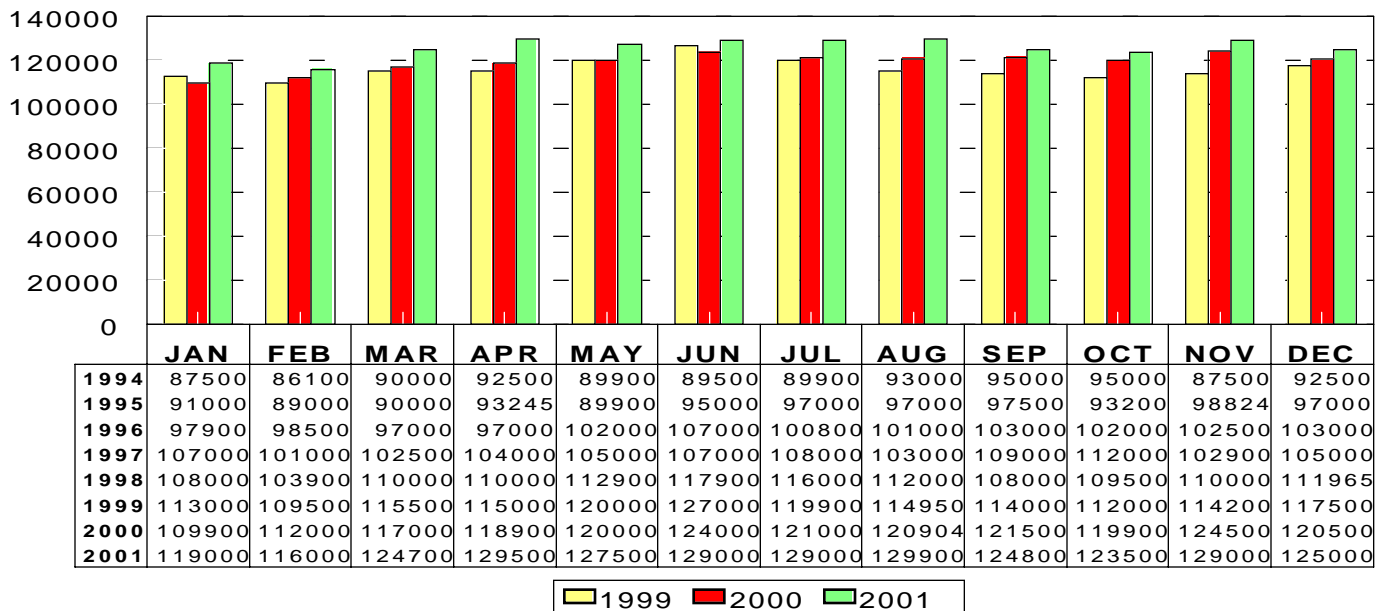
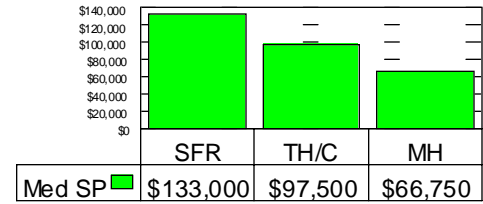
Average Sale Price

December 2001: \$165,316



Median Sale Price

December 2001: \$125,000



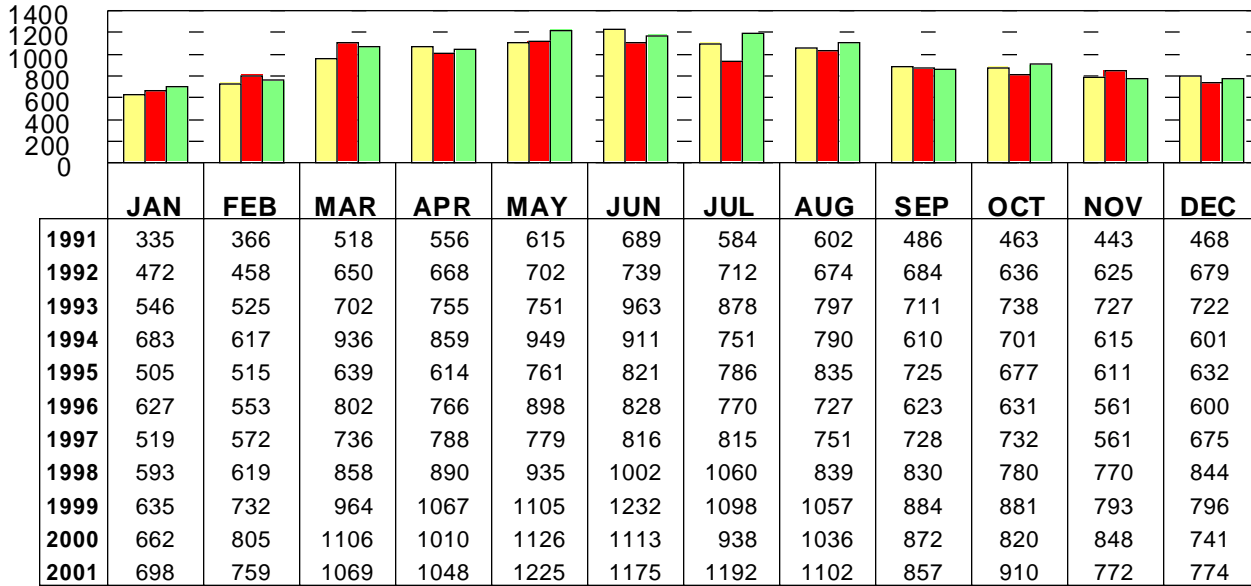
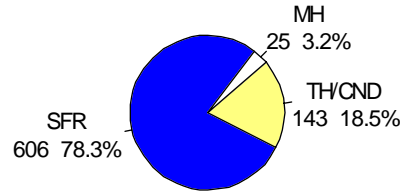
This representation is based in whole or in part on data supplied by the Tucson Association of REALTORS® or its Multiple Listing Service. Neither the Association nor its MLS guarantees or is in any way responsible for its accuracy. Data maintained by the Association or its MLS may not reflect all real estate activity in the market.

RESIDENTIAL STATISTICS

Including: Single Family, Townhouse, Condominium, Mobile Home, and New Construction

Total Unit Sales

December 2001: 774 Units

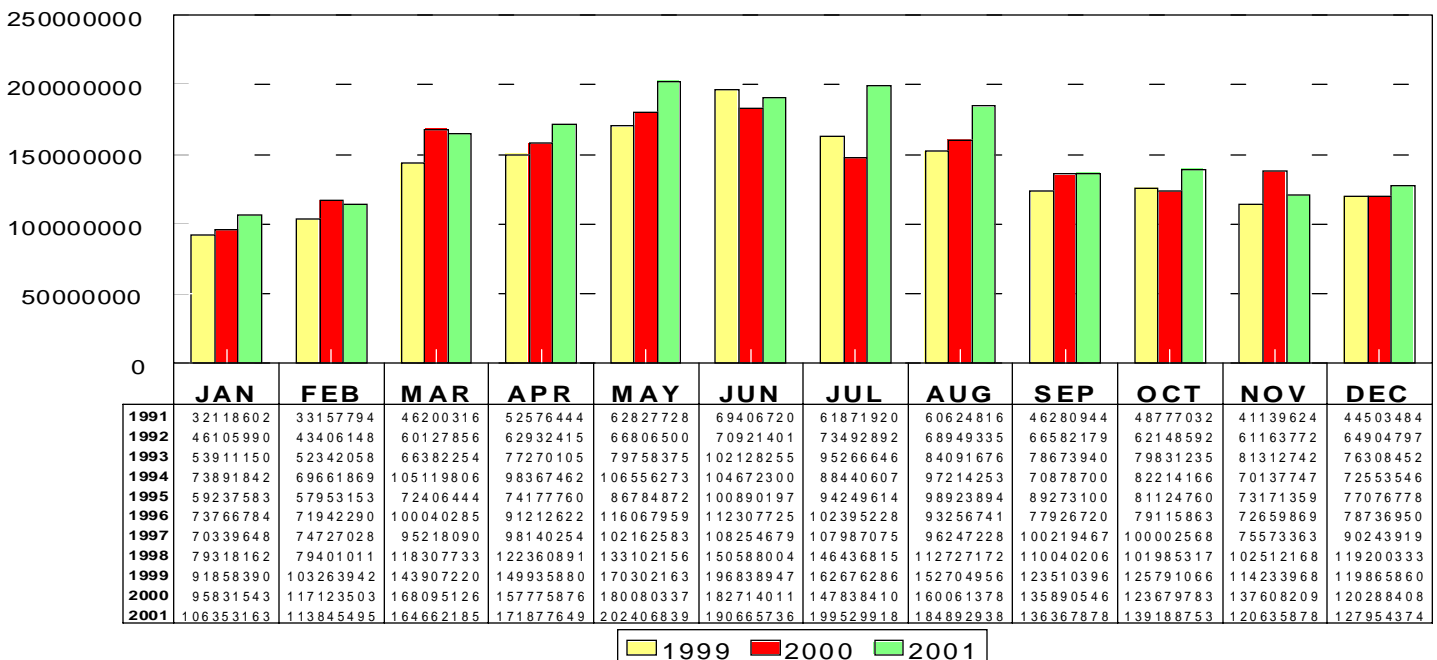



Dec 2001

Area	Sales
C	126
CCO	5
CSC	3
CPI	14
E	64
N	80
NE	45
NW	208
S	32
SE	72
SW	47
W	50
XNW	7
XS	6
XSW	4
XW	11

Total Sales Volume

December 2001: \$127,954,374

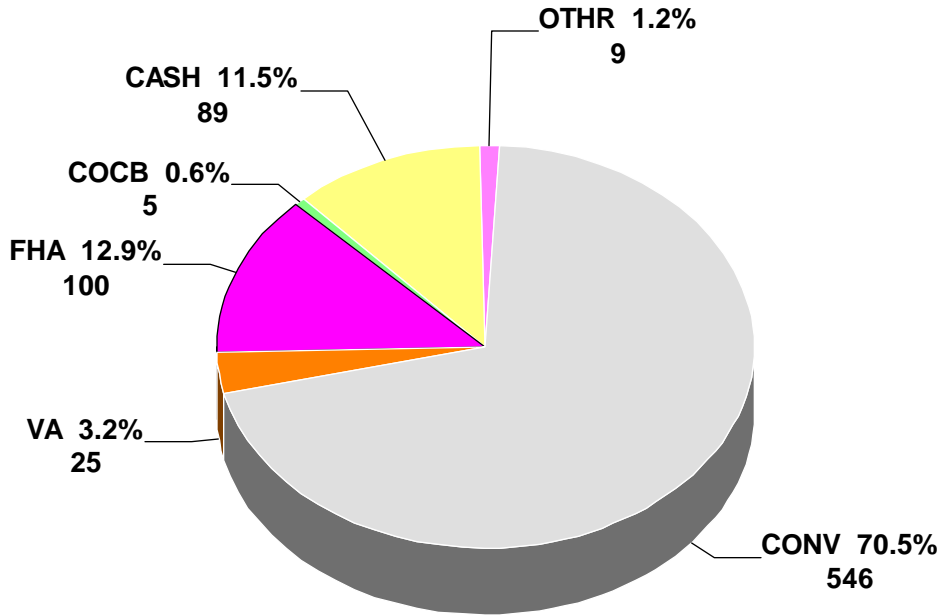


This representation is based in whole or in part on data supplied by the Tucson Association of REALTORS® or its Multiple Listing Service. Neither the Association nor its MLS guarantees or is in any way responsible for its accuracy. Data maintained by the Association or its MLS may not reflect all real estate activity in the market.

RESIDENTIAL STATISTICS

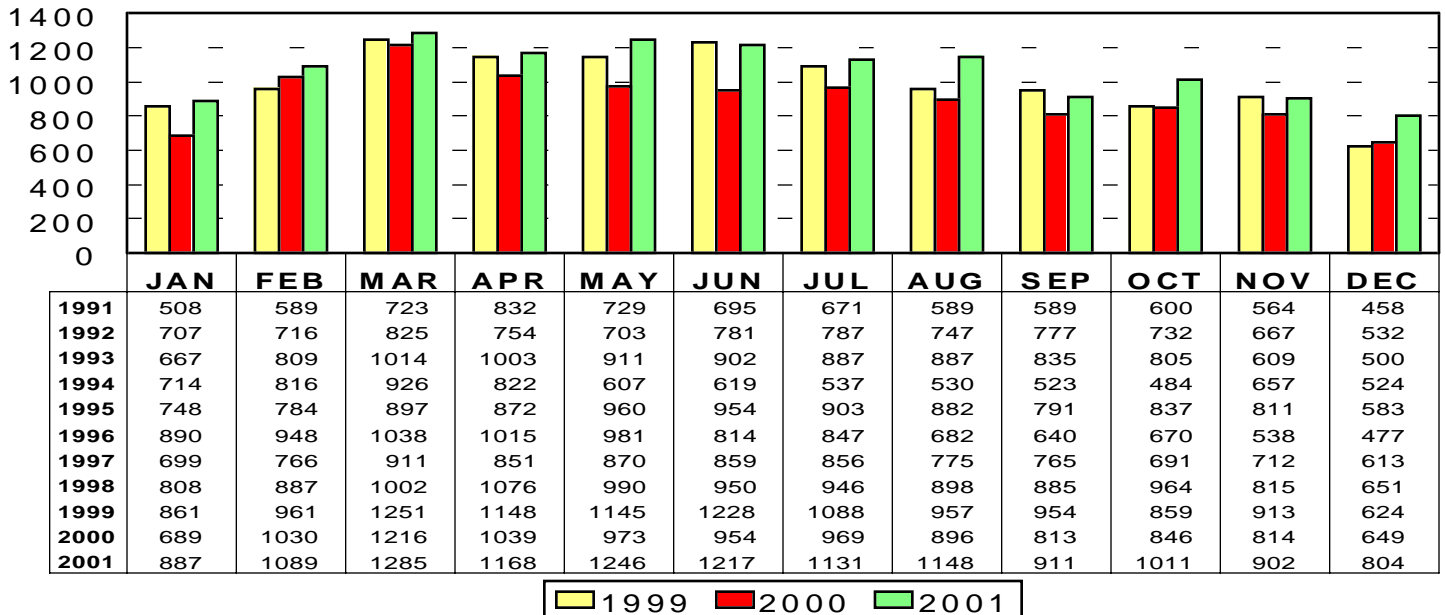
Including: Single Family, Townhouse, Condominium, Mobile Home, and New Construction

Terms of Sale: December 2001



Total Listings Under Contract Reported

December 2001: 804



*** Note: 1995 and forward data includes listings under contract that remained active on the market**

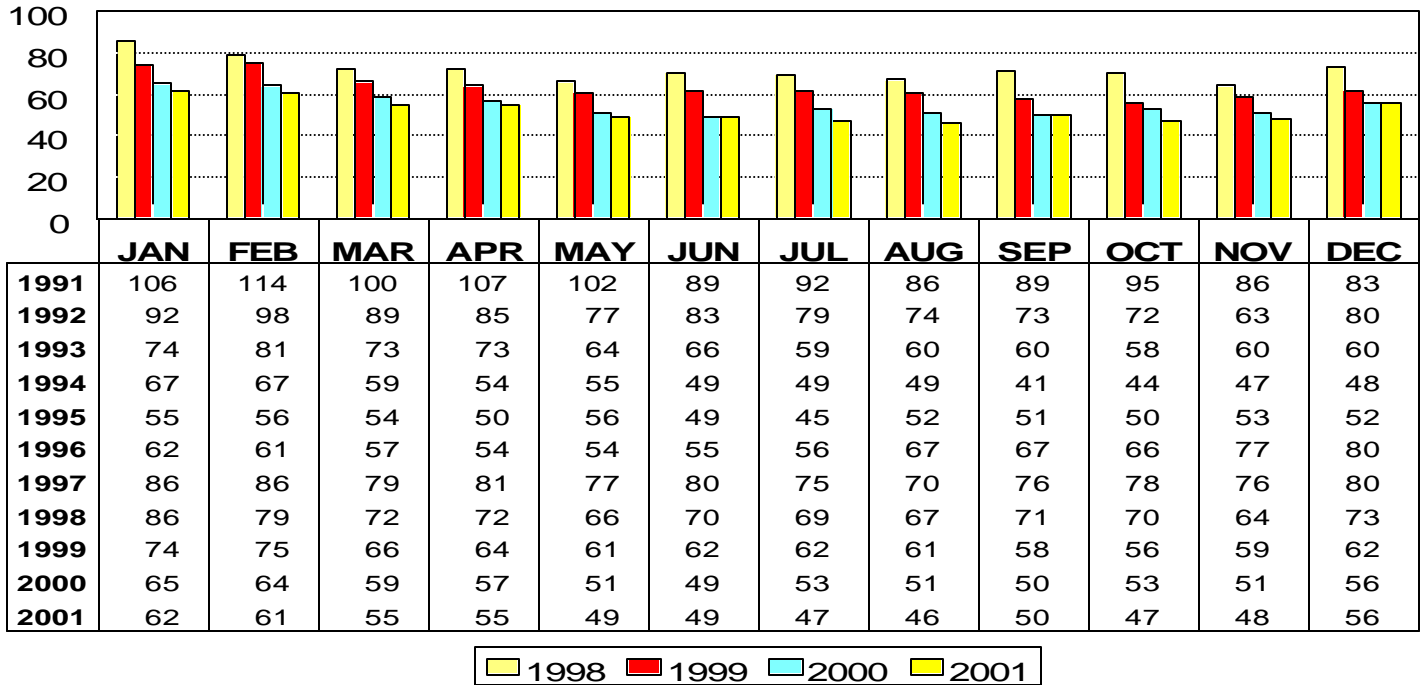
This representation is based in whole or in part on data supplied by the Tucson Association of REALTORS® or its Multiple Listing Service. Neither the Association nor its MLS guarantees or is in any way responsible for its accuracy. Data maintained by the Association or its MLS may not reflect all real estate activity in the market.

RESIDENTIAL STATISTICS

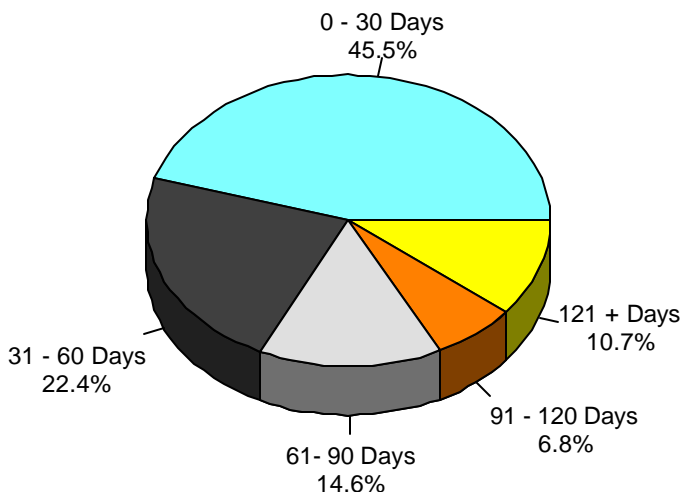
Including: Single Family, Townhouse, Condominium, Mobile Home, and New Construction

Average Days on Market

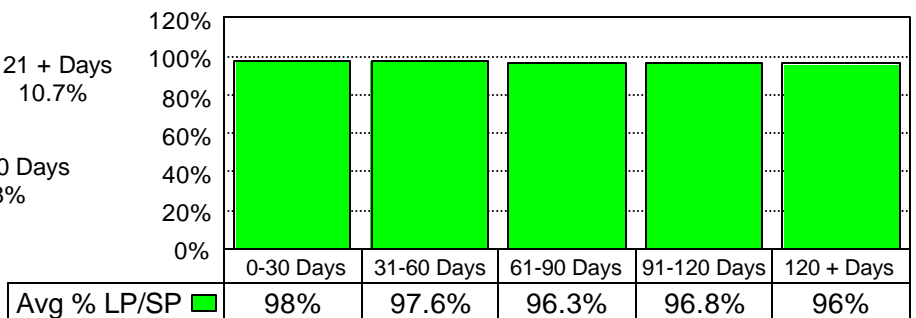
December 2001: 56 days



December 2001 Average Days on Market Breakdown



Average % of List Price Received on Solds by Market time - December 2001



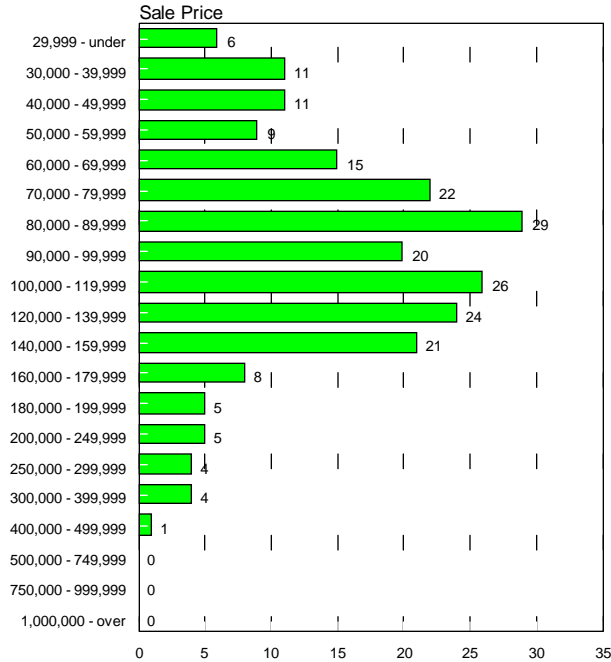
This representation is based in whole or in part on data supplied by the Tucson Association of REALTORS® or its Multiple Listing Service. Neither the Association nor its MLS guarantees or is in any way responsible for its accuracy. Data maintained by the Association or its MLS may not reflect all real estate activity in the market.

RESIDENTIAL STATISTICS

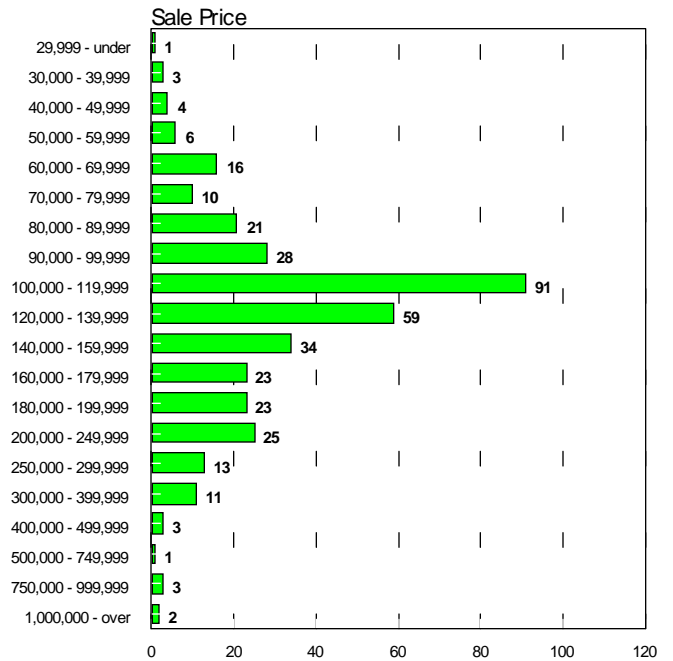
Including: Single Family, Townhouse, Condominium, Mobile Home, and New Construction

Sales Price Breakdown by Bedrooms

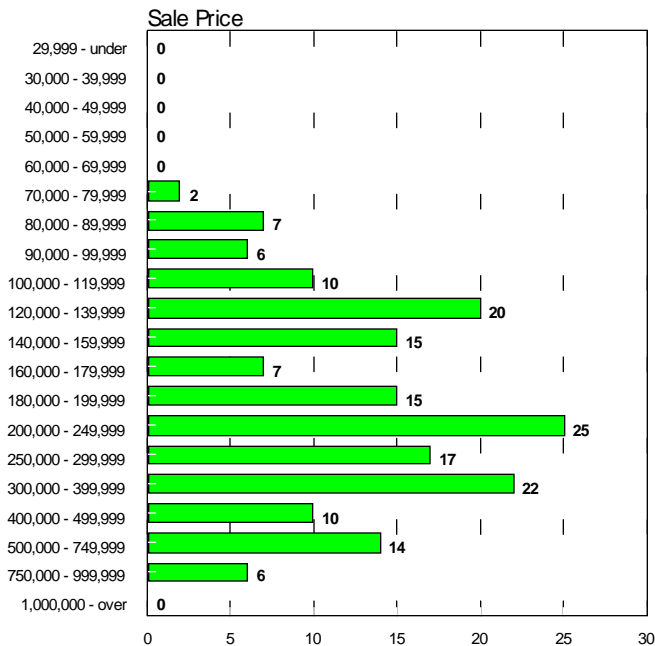
0 - 2 Bedrooms December 2001



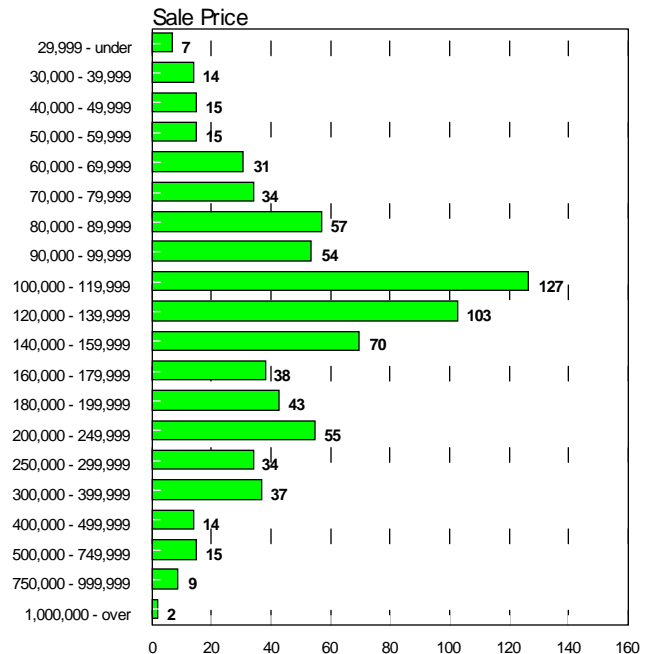
3 Bedrooms December 2001



4 + Bedrooms December 2001



All Bedrooms December 2001



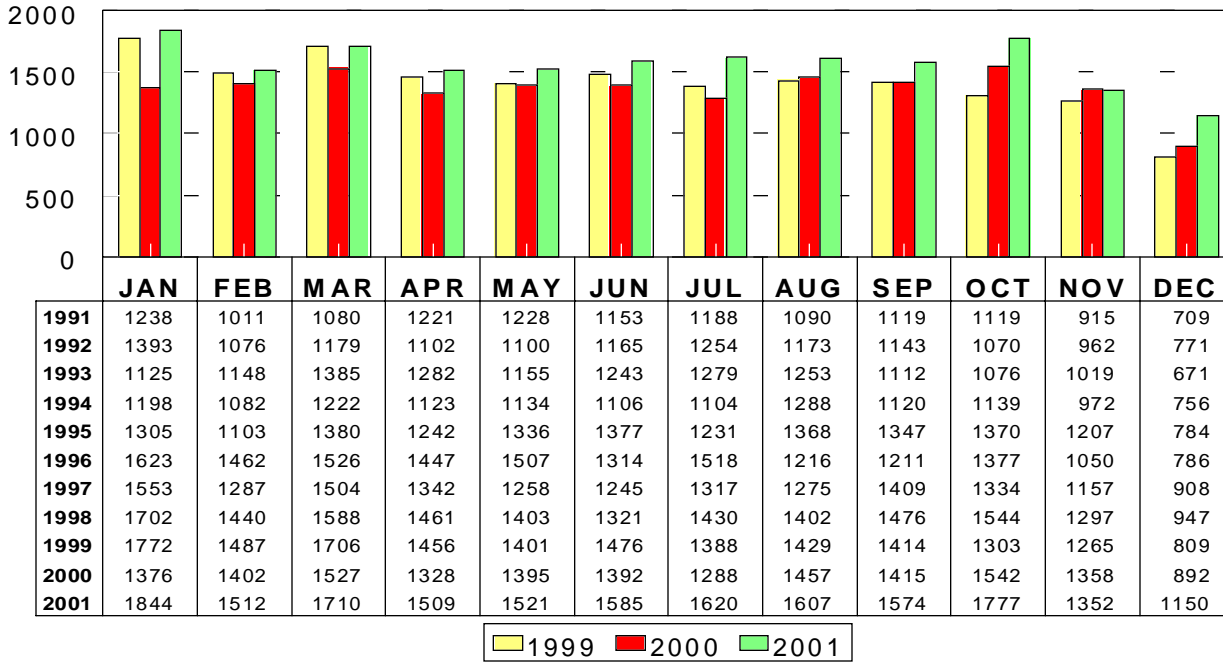
This representation is based in whole or in part on data supplied by the Tucson Association of REALTORS® or its Multiple Listing Service. Neither the Association nor its MLS guarantees or is in any way responsible for its accuracy. Data maintained by the Association or its MLS may not reflect all real estate activity in the market.

RESIDENTIAL STATISTICS

Including: Single Family, Townhouse, Condominium, Mobile Home, and New Construction

New Listings

December 2001: 1150

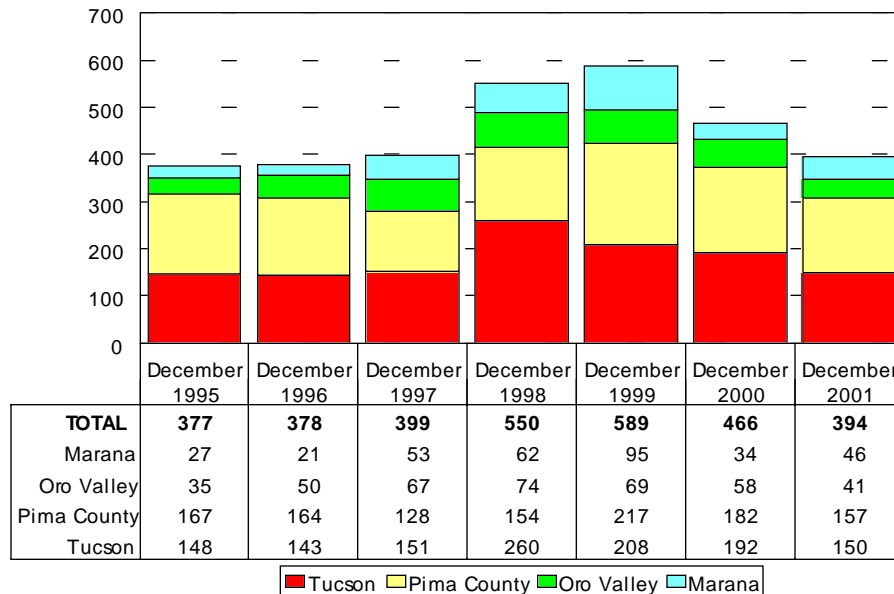


Dec 2001

Area	New
C	159
CCO	17
CCN	1
CNA	1
CPI	36
CSC	9
CYA	1
E	71
N	89
NE	81
NW	285
PSW	1
S	51
SE	91
SW	73
W	55
XNW	28
XS	21
XSW	70
XW	10

New Housing Permits

December 2001: 394



Dec 2001 Type of Permits Issued
Tucson Metro Area

Type	# Issued
Commercial Addition	14
Commercial Alteration	44
Commercial Demolition	6
Commercial New	10
Commercial Other	233
Commercial Tenant Improv	2
Duplex New	2
Duplex Other	13
Fence	8
Mobile Homes	137
Multi Family Alteration	0
Multi Family New	27
Multi Family Other	20
Patio/Ret. Wall	74
Residence Pool	65
Residential Demolition	4
Semi Public Pool	0
Sign	108
Single Family Addition	188
Single Family Alteration	58
Single Family New	406
Single Family Other	413
Travel Trailer	3
Industrial New	1
Industrial Other	8
Single Family Renewal	1
TOTAL	1845

Source: Bright Future Business Consultants

Source: Bright Future Business Consultants

This representation is based in whole or in part on data supplied by the Tucson Association of REALTORS® or its Multiple Listing Service. Neither the Association nor its MLS guarantees or is in any way responsible for its accuracy. Data maintained by the Association or its MLS may not reflect all real estate activity in the market.