

### BY THE NUMBERS

**1,229**  
HOMES SOLD

**\$179,000**  
MEDIAN PRICE

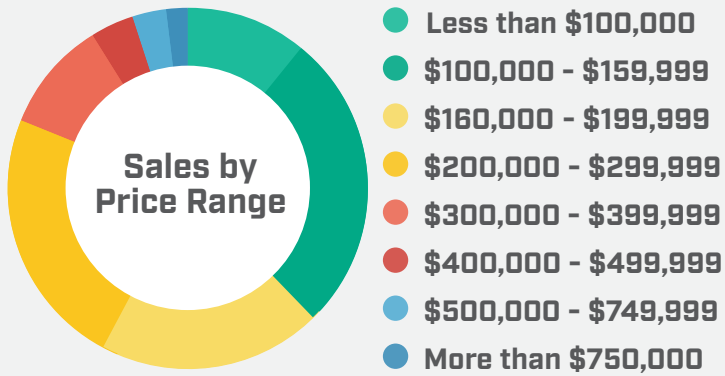
**49**  
DAYS ON MARKET

**3,752**  
ACTIVE LISTINGS

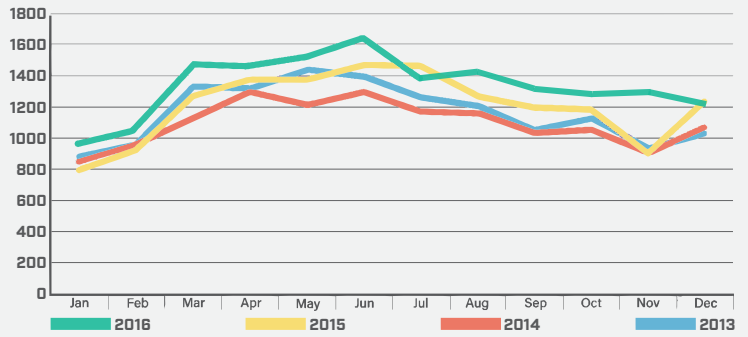
#### ADDITIONAL STATS

- **13** homes sold for more than **\$1Mil** in December
- **27%** of sales were from homes between **\$100k** and **\$159k**
- The largest number of actively listed homes is in the **\$200k to \$399k** price range
- Total dollar volume for December: **\$278,489,391**

### DECEMBER SALES



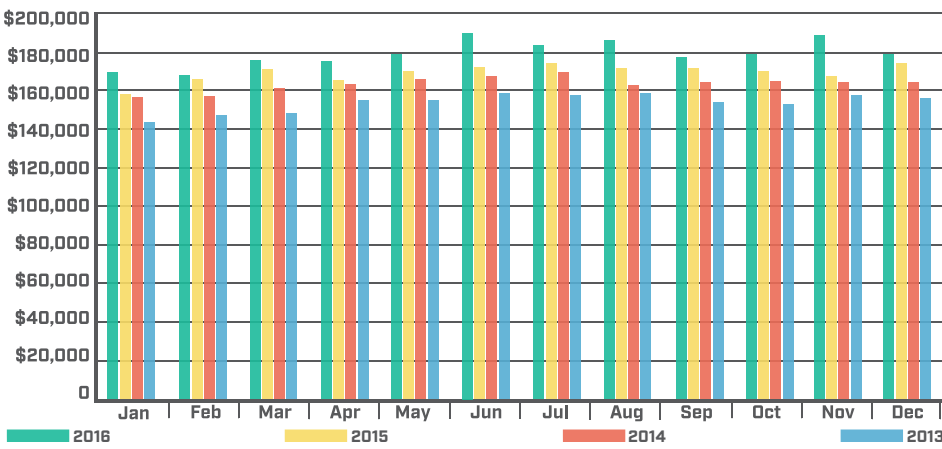
#### TOTAL UNIT SALES



#### PENDING SALES

Pending sales were **378** at the end of December, a decrease of **.79%** from November

### MEDIAN HOME PRICES

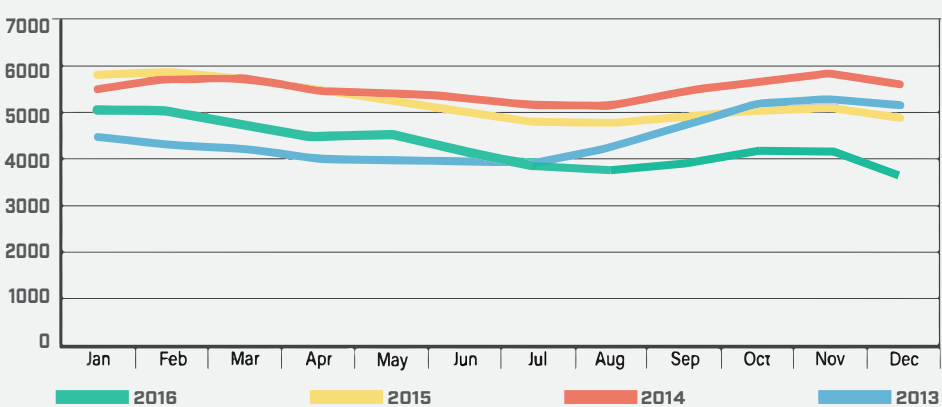


The median sales price in December was **\$179,000**; down **3.19%** from November & up **5.08%** since January 2016.

The median sales price in December 2016 is up **1.68%** over December of 2015, & up **7.82%** over December of 2014.

### ACTIVE INVENTORY

#### ACTIVE INVENTORY



At the end of December, we had **3,752** actively listed single-family homes. This is down **7.75%** from November 2016 & down **23.24%** since December of 2015.