

BY THE NUMBERS

1,619
HOMES SOLD

\$193,000
MEDIAN PRICE

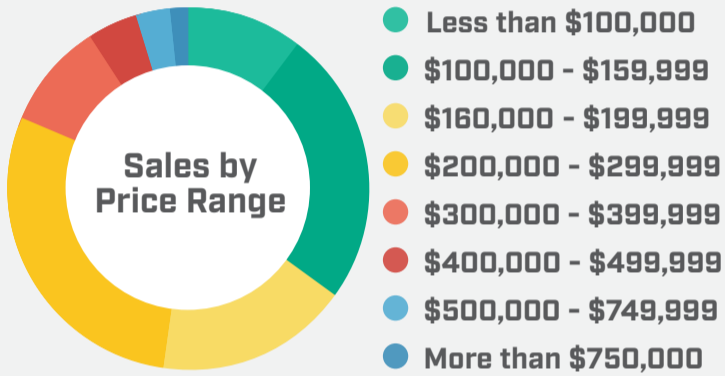
47
DAYS ON MARKET

3,721
ACTIVE LISTINGS

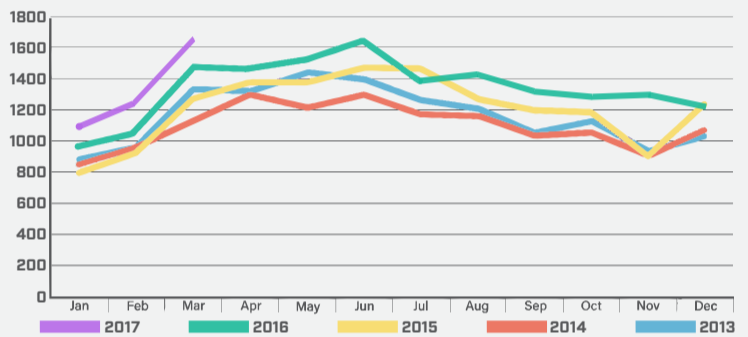
ADDITIONAL STATS

- **10** homes sold for more than **\$1Mil** in March
- **24.58%** of sales were from homes between **\$100k** and **\$159k**
- The largest number of actively listed homes is in the **\$200k to \$399k** price range
- Total dollar volume for March: **\$363,976,060**

MARCH SALES



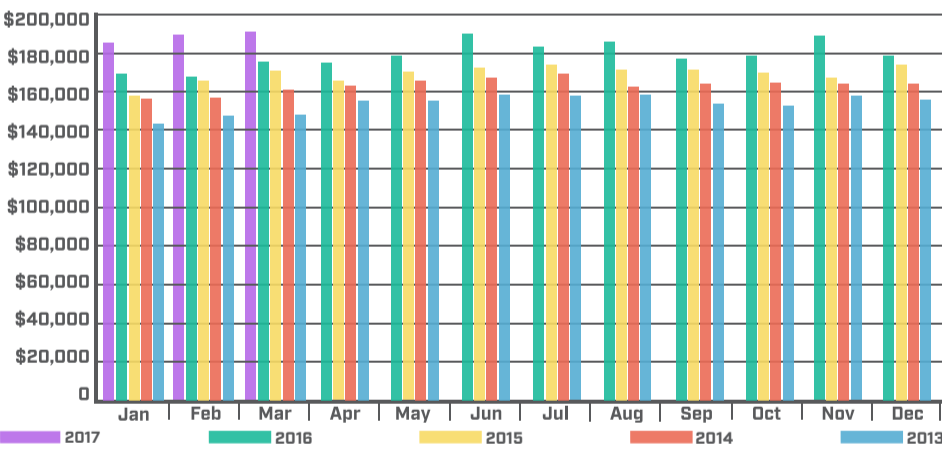
TOTAL UNIT SALES



PENDING SALES

Pending sales were **466** at the end of March, an increase of **19.75%** from February

MEDIAN HOME PRICES

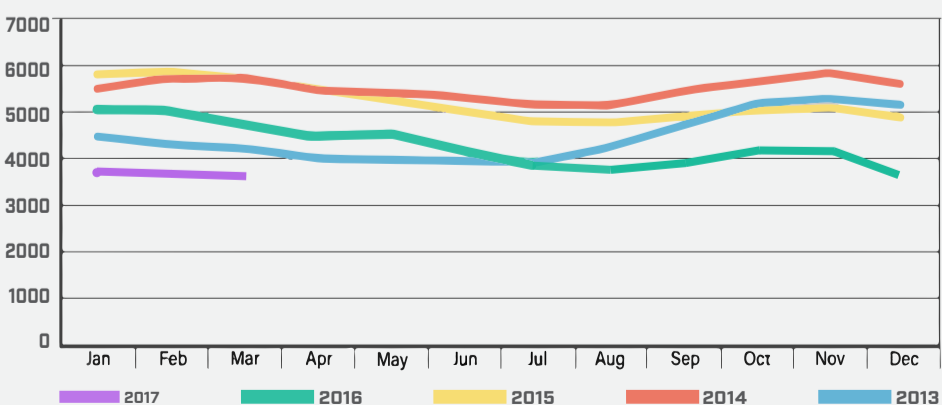


The median sales price in March was **\$193,000**, up **2.07%** from February.

The median sales price in March 2017 is up **8.26%** over March of 2016, & up **10.88%** over March of 2015.

ACTIVE INVENTORY

ACTIVE INVENTORY



At the end of March, we had **3,721** actively listed single-family homes. This is down **22.51%** from March 2016 & down **1.17%** since February.