

BY THE NUMBERS

1,221
HOMES SOLD

\$189,000
MEDIAN PRICE

52
DAYS ON MARKET

3,765
ACTIVE LISTINGS

ADDITIONAL STATS

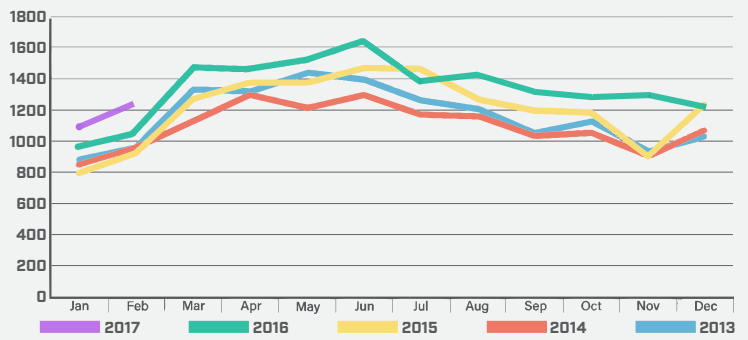
- **5** homes sold for more than **\$1Mil** in February
- **24.49%** of sales were from homes between **\$100k** and **\$159k**
- The largest number of actively listed homes is in the **\$200k to \$399k** price range
- Total dollar volume for February: **\$274,764,443**

FEBRUARY SALES



- Less than \$100,000
- \$100,000 - \$159,999
- \$160,000 - \$199,999
- \$200,000 - \$299,999
- \$300,000 - \$399,999
- \$400,000 - \$499,999
- \$500,000 - \$749,999
- More than \$750,000

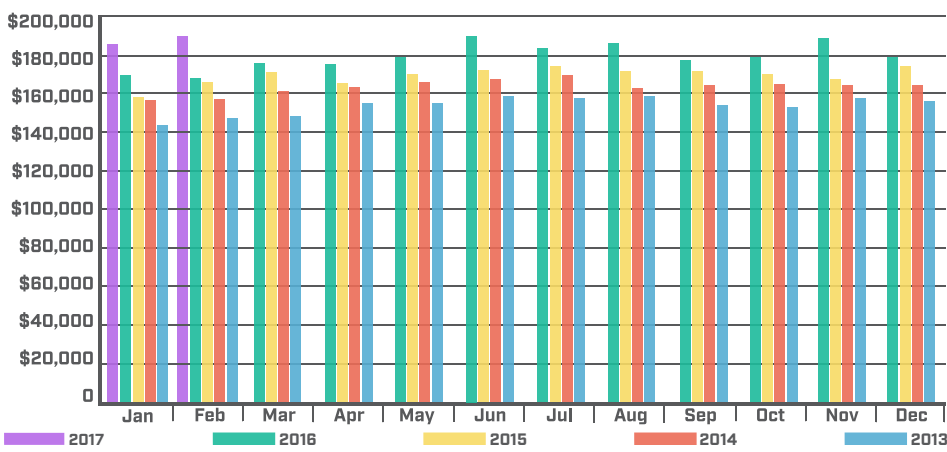
TOTAL UNIT SALES



PENDING SALES

Pending sales were **374** at the end of January, an increase of **3.48%** from February

MEDIAN HOME PRICES

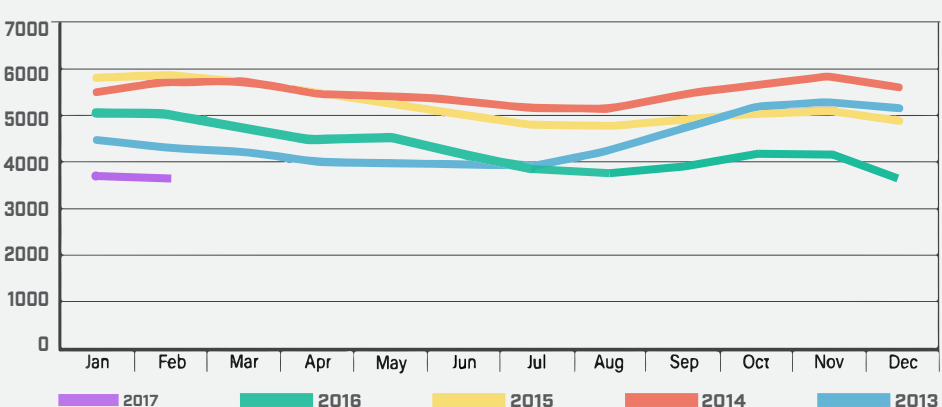


The median sales price in February was **\$189,000**; up **2.65%** from January.

The median sales price in February 2017 is up **10.63%** over February of 2016, & up **11.64%** over February of 2015.

ACTIVE INVENTORY

ACTIVE INVENTORY



At the end of February, we had **3,765** actively listed single-family homes. This is down **25.86%** from February 2016 & down **.32%** since January.