



SupraeKey



eKEY Basic
A lockbox key and more



Go to www.supraekey.com and chose SupraWeb-Agent Login

www.supraekey.com/Pages/Home.aspx

Supra
United Technologies

SupraWEB - Agent Login Contact Us Search this site...

Supra
United Technologies

Login

User ID: *

[Forgot User ID?](#)

Password: *

[Forgot Password?](#)

Remember User ID

Login

New User Registration

First time user? Please create an account now.

Register

Welcome to the UTC Single Sign-On (SSO) page.

Registered SupraWEB users: Simply enter your current user name and password.

New SupraWEB users: Please click register to setup a new user.

You will begin to enter a box—see page 4

Or manage the boxes you have registered –see page 5

Registering:



[Log On]

SupraWEB
Management Website



Welcome to SupraWEB!

Please enter your key serial number and PIN, and then select your Association/MLS

Key Serial Number:

PIN:

Association/MLS:

Login

Having problems signing in?

Please contact support 1-877-699-6787 (5am to 7pm PT, seven days a week)

Please note: AZ-MLS of So AZ as your association

Your key serial # is either at the top of your app on your phone or on the back of your ActiveKey.

You will be taken to the home page

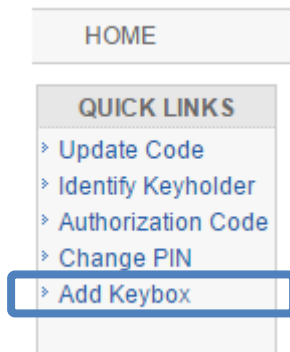
| About | |
|---|-------------------------|
| Key Information | |
| Version | 2.2.5.924 |
| Serial | 6008692 |
| Service Level | Basic |
| Support Information | |
| Phone | (877) 699-6787 |
| Web | www.ekeymobile.com |
| Email | suprasupport@fs.utc.com |
| Company | |
| Supra 4001 Fairview Industrial Dr. SE Salem, OR 97302 | |
| Copyright | |
| Copyright (c) United Technologies Corporation 2014 | |

| eKEY Basic-6008692 | | |
|--------------------|-------|------|
| | | |
| SupraWEB | News | Help |
| | | |
| Flashlight | About | |

You may call T.A.R. front desk for your serial number.

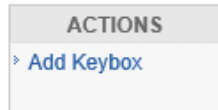
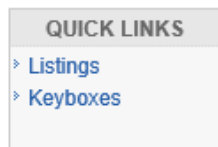

AFTER YOU HAVE REGISTERED—ADD A BOX

Add Keybox



BethAnn Neynaber [Log Out]

SupraWEB
Management Website



Add Keybox to Inventory

You can add keyboxes to your inventory and then assign them a listing MLS#. Keyboxes in your inventory can belong to you. A keybox must be in your inventory and assigned before you can create and view showing reports or receive real-time notifications.

Keybox Information

KeyBox Serial Number:

Shackle Code:

MLS #: Leave blank to unassign from current listing.

Add Keybox

Cancel

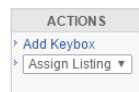
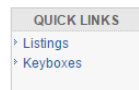

Register all of your boxes at once to save tremendous time in the future.

You will be able to change the MLS # associated with the box or assign the box and MLS number quickly.



BethAnn Neynaber [Log Out]

SupraWEB
Management Website



Update Listing MLS

Assigning an MLS# to a keybox allows listing data to be included in reports and showing notifications. Leave the MLS# blank to automatically unassign the listing from the keybox.

Keybox Information

Serial Number: 32935974

Shackle Code: 6333

MLS #: Leave blank to unassign the listing.

Assign

Add a listing to a box—Assign

Supra
United Technologies

BethAnn Neynaber [Log Out]
SupraWEB
Management Website

HOME LISTINGS REPORTS SETTINGS BILLING SUPPORT

Listing Inventory

There are no listings assigned in your keybox inventory. Click on 'Keyboxes' to assign a listing ID.

QUICK LINKS

- › Listings
- › Keyboxes

ACTIONS

- › Add Keybox
- › Assign Listing ▼

Ensure the Listing Details are correct and consider the add feedback questions...

MLS # 21020151

Listing Details Keybox Settings

- Listing Details -

MLS #: 21020151
Change MLS #

Address: 999 W Test Avenue
Other AZ 99217
Edit Address

Listing Date: Not Available
Client: Not Available
Occupant: Not Available

Add Photo

- Showing Hours -
24 Hour Access

- Feedback Questions -
You can add 10 feedback questions to each listing. Anyone who has shown this listing will be asked these questions when providing feedback.

Add Feedback Question

Add/Edit Feedback Question for Listing# 21020151

Adding a custom feedback question allows you to solicit detailed feedback about your listing. Keep your question short and concise to ensure the showing agent provides the feedback you are looking for.

Enter a feedback question:

Save Cancel

- Feedback Questions -
You can add 10 feedback questions to each listing. Anyone who has shown this listing will be asked these questions when providing feedback.

1. Do you feel the property is priced properly? Edit Remove

Add Feedback Question

CHECKING LISTING ACTIVITY

Select Showing Activity

Verify the dates. This begins 04/18/2106— all access via the box in that time

Change the dates of the list by choosing new report

QUICK LINKS

- > Listings
- > Keyboxes

ACTIONS

- > Add Keybox
- > Unassign Listing
- > Delete Keybox
- > **Showing Activity**
- > Individual Scheduled Report

Email Report Print Report New Report

Showing report for MLS # 21020151
 999 W Test Avenue Other AZ 99217
 Showings from 4/18/2016 to 10/18/2016
 Report Generated on 10/18/2016
 2 Records

| DateTime | ListingID | Address | Showing Agent | Keybox# | Key# | Showing Office | Feedback |
|-----------------------|-----------|----------------------------------|--|----------|---------|--------------------------------|----------|
| Oct 18, 2016 9:58 AM | 21020151 | 999 W Test Avenue Other AZ 99217 | Sean Murphy sean@tucsonrealtors.org (520)7951293 Tucson Association of Realtors (520)3274218 | 32935974 | 7898124 | Tucson Association of Realtors | |
| Sep 14, 2016 12:16 PM | 21020151 | 999 W Test Avenue Other AZ 99217 | Patricia Porter patricianporter@msn.com (520)4650179 Homesmart Advantage Group (520)5053000 | 32935974 | 7436281 | Homesmart Advantage Group | |

Select the date range for this report.

From to

Include showing agent contact information in report

Include feedback information in report

Export to CSV (Comma Separated File)

View Results

Change the date range
Create Report

Showing Report for All Listings
 Showings from 10/11/2016 to 10/18/2016
 Report Generated on 10/18/2016
 2 Records

| DateTime | ListingID | Address | Showing Agent | Keybox# | Key# | Showing Office | Feedback |
|----------------------|-----------|----------------------------------|--|----------|---------|--------------------------------|----------|
| Oct 18, 2016 9:58 AM | 21020151 | 999 W Test Avenue Other AZ 99217 | Sean Murphy sean@tucsonrealtors.org (520)7951293 Tucson Association of Realtors (520)3274218 | 32935974 | 7898124 | Tucson Association of Realtors | |
| Oct 14, 2016 1:28 PM | | | BethAnn Neynaber bethann@tucsonrealtors.org (520)5958477 Tucson Association of Realtors (520)3274218 | 32935974 | 6008692 | Tucson Association of Realtors | |




YOUR CHOICES FOR EACH LISTING –SELECT THE QUICK LINK LISTINGS FOR ACCESS TO SPECIFIC ACTIONS QUICKLY SEE LEGEND FOR EACH FEATURE

QUICK LINKS

- > Listings
- > Keyboxes

ACTIONS

- > Add Keybox




| MLS # | Keybox # | Address | Actions |
|----------|----------|-------------------|---|
| 21020151 | 32935974 | 999 W Test Avenue |    |

Sort on multiple columns by holding down Shift and clicking column header(s).

1/1

Listings Per Page: 1

Legend

-  Showing Activity
-  Email Showing Agents
-  Listing Details

More Features Under Listings.

ACTIONS


- > Add Keybox
- > Unassign Listing
- > Delete Keybox
- > Showing Activity
- > Individual Scheduled Report

MLS #: 21020151

Change the MLS associated with the box

999 W Test Avenue
 Address: Other AZ 99217

Listing Date: Not Available
 Client: Not Available
 Occupant: Not Available



Add Photo

- 1) Click on Keybox number
- 2) Click on Listing Details
- 3) Check the box if you want showing notifications

Chose notifications for the showings

Note format for entering text messages numbers

Showing Hours

24 Hour Access

Feedback Questions

You can add 10 feedback questions to each listing. Anyone who has shown this listing will be asked these questions when providing feedback.

1. Do you feel the property is priced properly? Edit Remove

Add Feedback Question

Showing Notifications (for individual keybox)

Send me showing notifications for the keybox associated with MLS #21020151.

Also send a copy to:

1. 2.
 3. 4.
 5.

Enabling this feature provides alerts via email. To send a text message via email, address the email alert to the recipient's 10-digit wireless phone number. See examples below.
 Verizon: 5551234567@vzwpx.com
 AT&T: 5551234567@txt.att.net
 Sprint: 5551234567@messaging.sprintpcs.com

For more examples mouse hover [help](#).

Important: Be sure to assign keyboxes to listings to include the property address in showing notifications.

Save Cancel

1. Settings
2. General Email settings
3. Choose how often to get the showing email

HOME LISTINGS REPORTS SETTINGS BILLING SUPPORT

QUICK LINKS

Scheduled Email Settings - MLS # 21020151
 Use this form to set up special scheduled email reports for this keybox only.

> Listings
 > Keyboxes Email Address:
 If this email address is not the same as the one your MLS, it may be overwritten by the email your organization has on record.

ACTIONS

> Add Keybox

Showing Emails

Send me an email when another agent shows my listings.

Once a Week on

Include feedback


Once a Month on

Include feedback

Also send a copy to:(CC)

Separate multiple addresses with a semicolon

Personalized Signature Image



Personalized Signature Text

B I U | | | Font Family | Font Size

Path: p

Signature User Guide

More Features Under Settings



BethAnn Neynaber [Log Out]

SupraWEB
Management Website

HOME LISTINGS REPORTS **SETTINGS** BILLING SUPPORT

QUICK LINKS

- Update Code
- Identify Keyholder
- Authorization Code
- Change PIN
- Add Keybox

Account Settings

User Information

| | |
|--|-----------------------------------|
| Name: BethAnn Neynaber | Key Serial #: 6008692 |
| Email: bethann@tucsonrealtors.org | Type: eKEY Basic |
| Board: MLS of So AZ | Device Type: Not Available |
| Login: Update Login Settings | Version: Not Available |

General Settings

- General Email - Personalize email notifications, email signature and more!
- Scheduled Email - Scheduled a listing activity report.
- eKEY Showings - Configure the days of activity data to show on eKEY.**

General Settings

- General Email - Personalize email notifications, email signature and more!
- Scheduled Email - Scheduled a listing activity report.
- eKEY Showings - Configure the days of activity data to show on eKEY.**



BethAnn Neynaber [Log Out]

SupraWEB
Management Website

HOME LISTINGS REPORTS **SETTINGS** BILLING SUPPORT

QUICK LINKS

- Update Code
- Identify Keyholder
- Authorization Code
- Change PIN
- Add Keybox

Configure Showing Activity

Select Activity Range

Select the number of days worth of showing activity you would like to appear on your eKEY.

Showing Frequency: days

Various Email Notifications

When you open the shackle—the system will be curious to learn if you want to assign the box or unassign it.

From: Supra <Supra@fs.utc.com> Sent: Mon 10/31/2016 10:41 AM
To: BethAnn Neynaber
Cc:
Subject: Keybox Assignment Reminder

We have detected that you recently released the shackle of a Supra keybox. To quickly assign/unassign this keybox to/from a listing [click here](#).

Important: Assigning a listing ID to a keybox helps to ensure your showing data and reports are accurate. [Click here](#) to see the benefits of assigning/unassigning a listing ID.

By setting up your email on line you will be notified via email when the box is opened = showing

From: SupraShowing@fs.utc.com Sent: Mon 10/31/2016 10:41 AM
To: BethAnn Neynaber
Cc:
Subject: Supra Showings - New Showing Notification

The showing by **BethAnn Neynaber** (520-5958477) (bethann@tucsonrealtors.org) at **999 W Test Avenue, Other, AZ 99217** (KeyBox# 32935974) began **10/31/2016 10:33AM**

For additional information on your showings please [login to SupraWEB](#).