

**For Immediate
Release:**
February 12, 2018

CONTACT:
Judith Grammond
MLSSAZ President
(520) 721-1478

Sean Murphy
Executive Vice President
(520) 382-8792

Randy Rogers
CEO, MLSSAZ
(520) 327-4218

Multiple Listing Service of Southern Arizona Monthly Statistics January 2018

The Rental Statistics summarize the active inventory, rented inventory, and days on market for each rental property type.

Below are some highlights from the January Rental Statistics:

- Total Active listings for January were 360.
- The number of properties rented this month was 225.
- The Average monthly rent for Casita/Guesthouse was \$691.
- The Average monthly rent for Condominiums was \$818.
- The Average monthly rent for Mobile Homes was \$695.
- The Average monthly rent for Manufactured Single Family Residence's was \$828.
- The Average monthly rent for Single Family Residence's was \$1,344.
- The Average monthly rent for Townhomes was \$824.
- Average Days on Market was 37.



Lifestyle Opportunities:
No matter what area or type of home you are interested in, you have a variety of options.

Financial:
Multiple financing opportunities are available

Talk to a REALTOR®!
With the complexity of a real estate transaction, you need a REALTOR®.

Judith Grammond
2018 MLSSAZ President

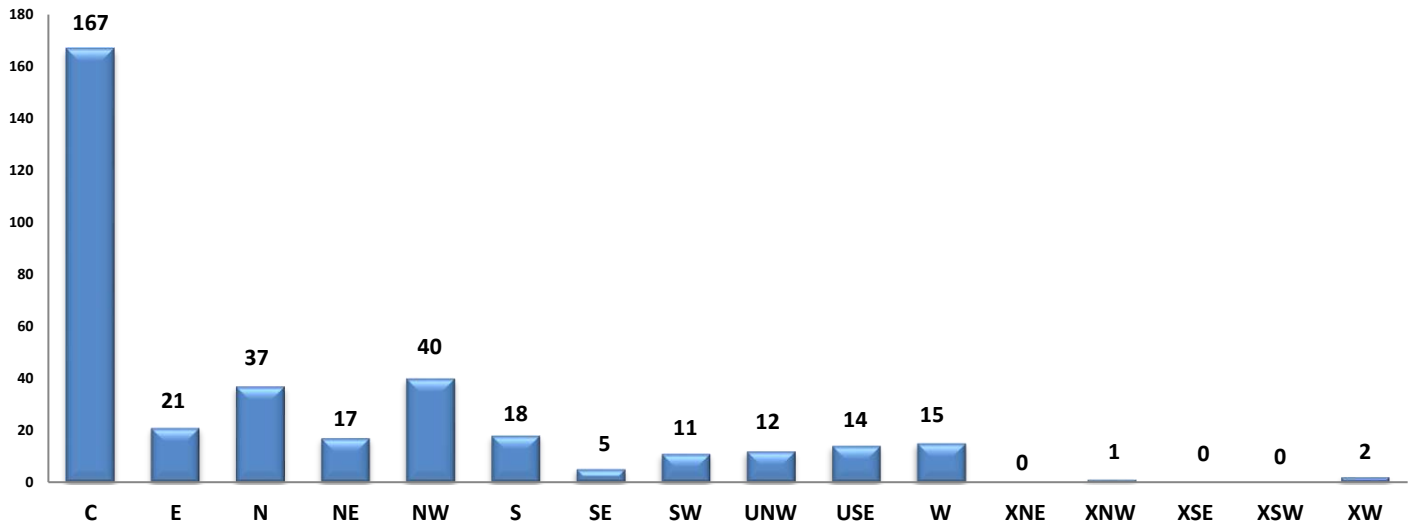
Ginny Huffman
2018 TAR President



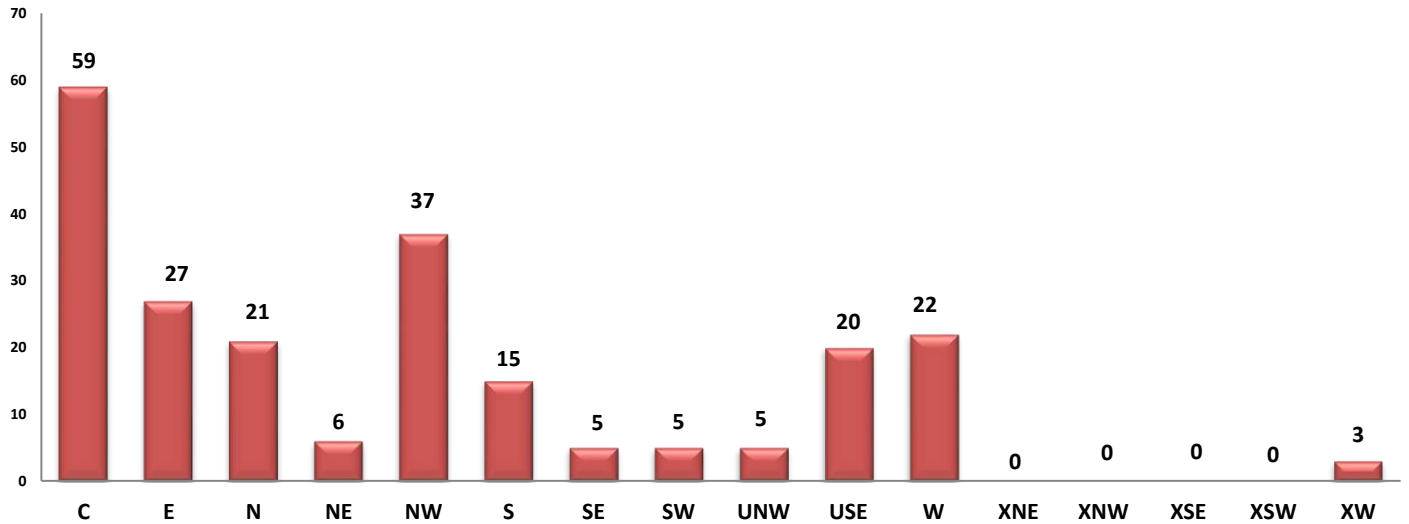
The MLS of Southern Arizona is a wholly owned subsidiary of the Tucson Association of REALTORS®, dedicated to providing a reliable real estate database for members and the public. The Association represents the interests of 5,400 professionals in the real estate industry, and is affiliated with the National Association of REALTORS®. REALTOR® is a registered collective membership mark which may only be used by professionals who are members and subscribe to its strict code of ethics.

Rentals - Unfurnished Only

Active Listings - January 2018 - 360



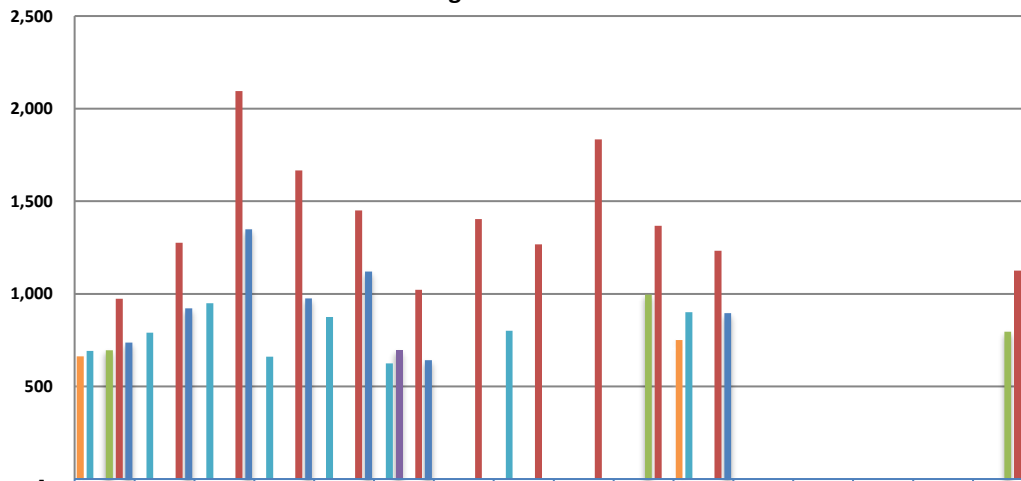
Rented During January 2018 - 225



PLEASE NOTE: The data contained in this report is dynamic in nature and therefore subject to change and adjustment with the passage of time. These figures and charts are an approximation of the flow of business as observed through the Multiple Listing Service of Southern Arizona. This report does not represent all real estate activity in the area as it does not include unrepresented sales, commercial sales or a substantial portion of new home sales. Though the data and materials presented here are deemed to be substantially correct, neither the Tucson Association of REALTORS® nor the Multiple Listing Service of Southern Arizona guarantees, or is in any way responsible for its accuracy.

Rented Listings - January 2018

Average Rent Amount

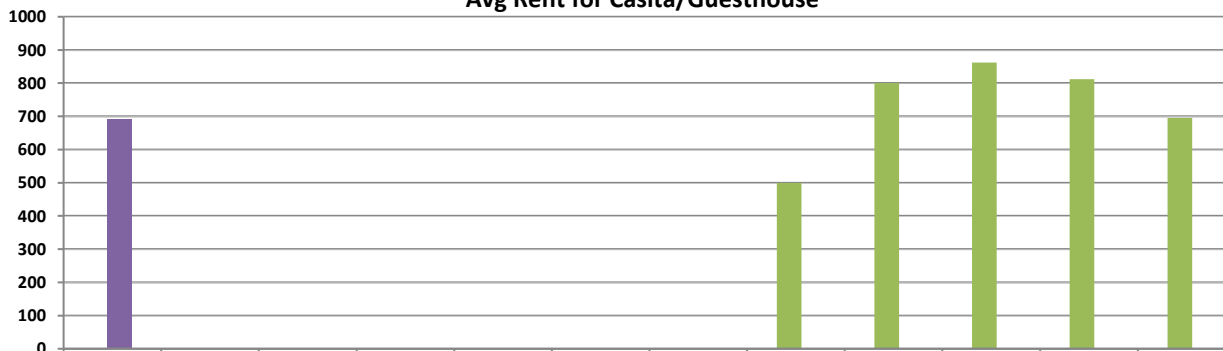


	C	E	N	NE	NW	S	SE	SW	UNW	USE	W	XNE	XNW	XSE	XSW	XW
C/G	662	-	-	-	-	-	-	-	-	-	750	-	-	-	-	-
CND	691	790	949	660	875	625	-	800	-	-	900	-	-	-	-	-
MH	-	-	-	-	-	695	-	-	-	-	-	-	-	-	-	-
MSFR	695	-	-	-	-	-	-	-	-	995	-	-	-	-	-	795
SFR	974	1,276	2,094	1,666	1,451	1,021	1,403	1,268	1,834	1,367	1,233	-	-	-	-	1,125
TH	736	922	1,348	975	1,121	642	-	-	-	-	896	-	-	-	-	-

Area	# of Listings
C	59
E	27
N	21
NE	6
NW	37
S	15
SE	5
SW	5
UNW	5
USE	20
W	22
XNE	0
XNW	0
XSE	0
XSW	0
XW	3

Avg Rent for Casita/Guesthouse - January 2018

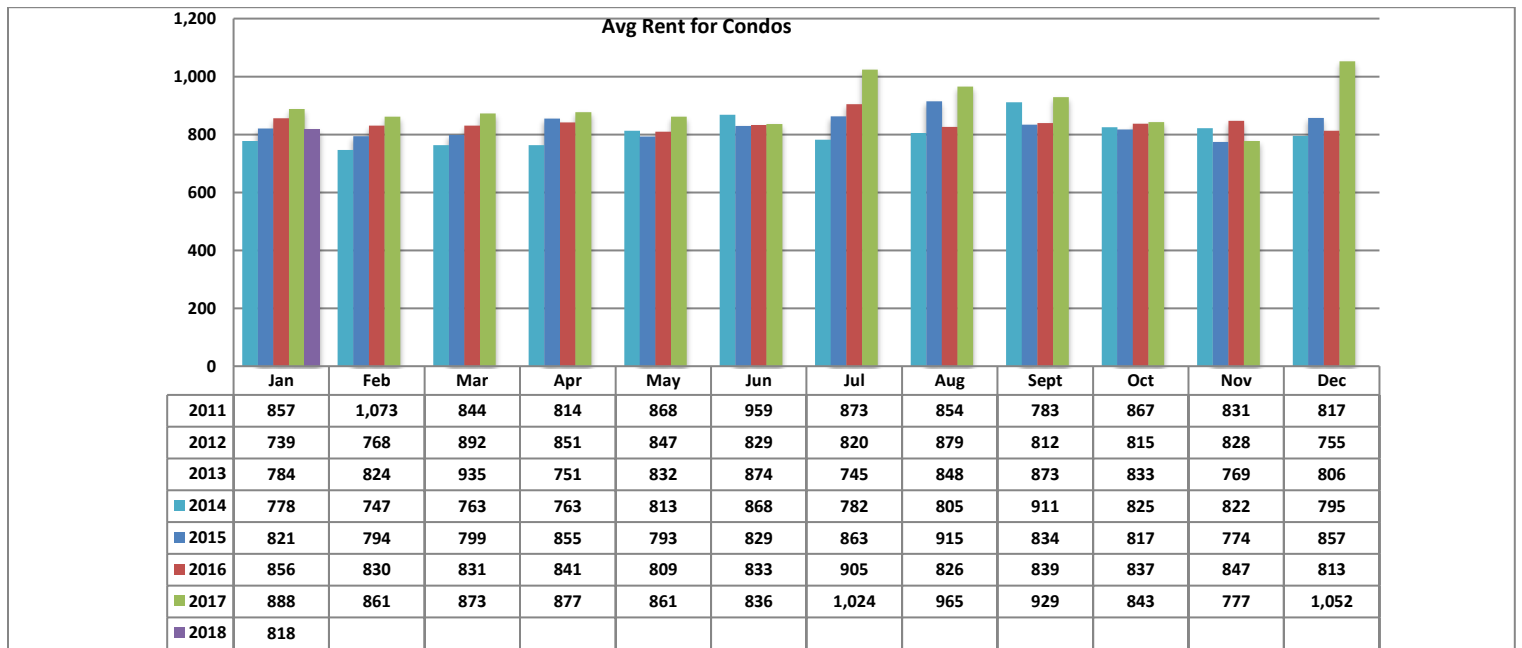
Avg Rent for Casita/Guesthouse



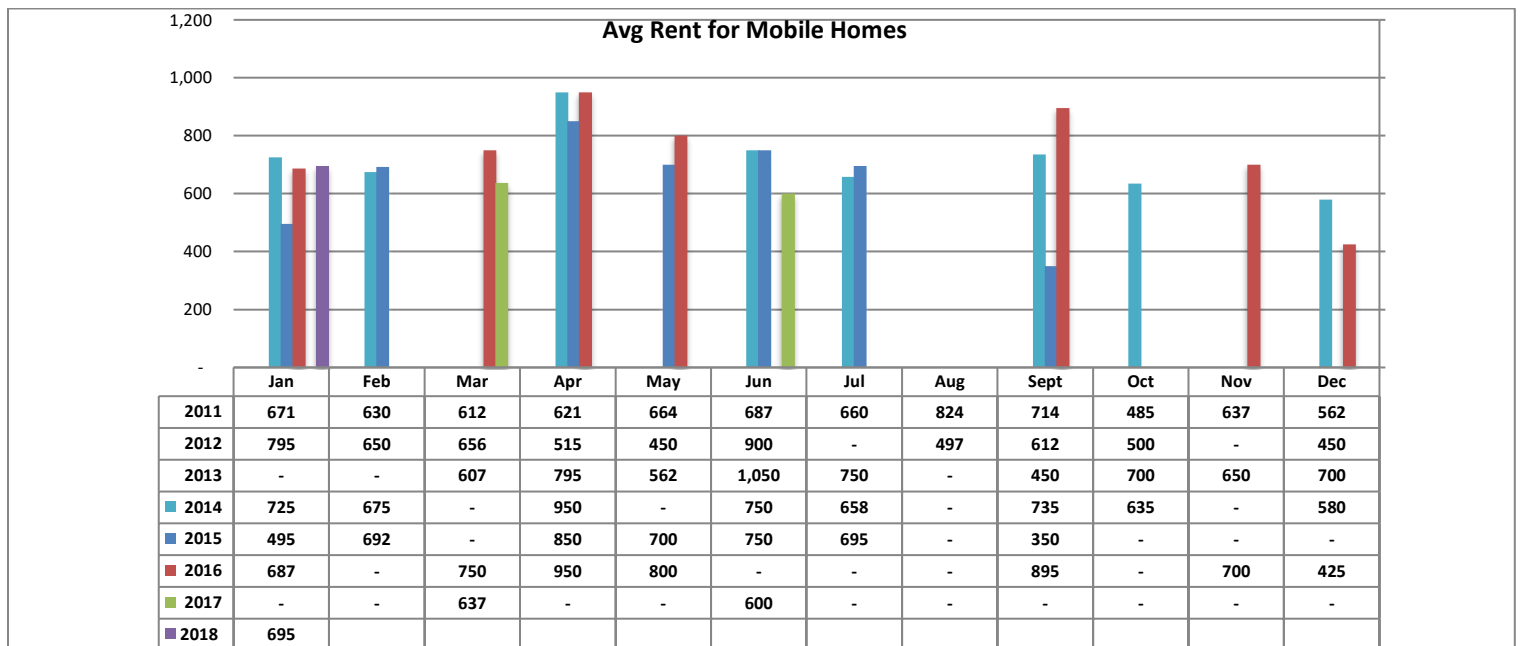
	Jan	Feb	Mar	Apr	May	Jun	Jul	Aug	Sept	Oct	Nov	Dec
2017	0	0	0	0	0	0	0	500	800	862	812	695
2018	691											

PLEASE NOTE: The data contained in this report is dynamic in nature and therefore subject to change and adjustment with the passage of time. These figures and charts are an approximation of the flow of business as observed through the Multiple Listing Service of Southern Arizona. This report does not represent all real estate activity in the area as it does not include unrepresented sales, commercial sales or a substantial portion of new home sales. Though the data and materials presented here are deemed to be substantially correct, neither the Tucson Association of REALTORS® nor the Multiple Listing Service of Southern Arizona guarantees, or is in any way responsible for its accuracy.

Avg Rent for Condos - January 2018

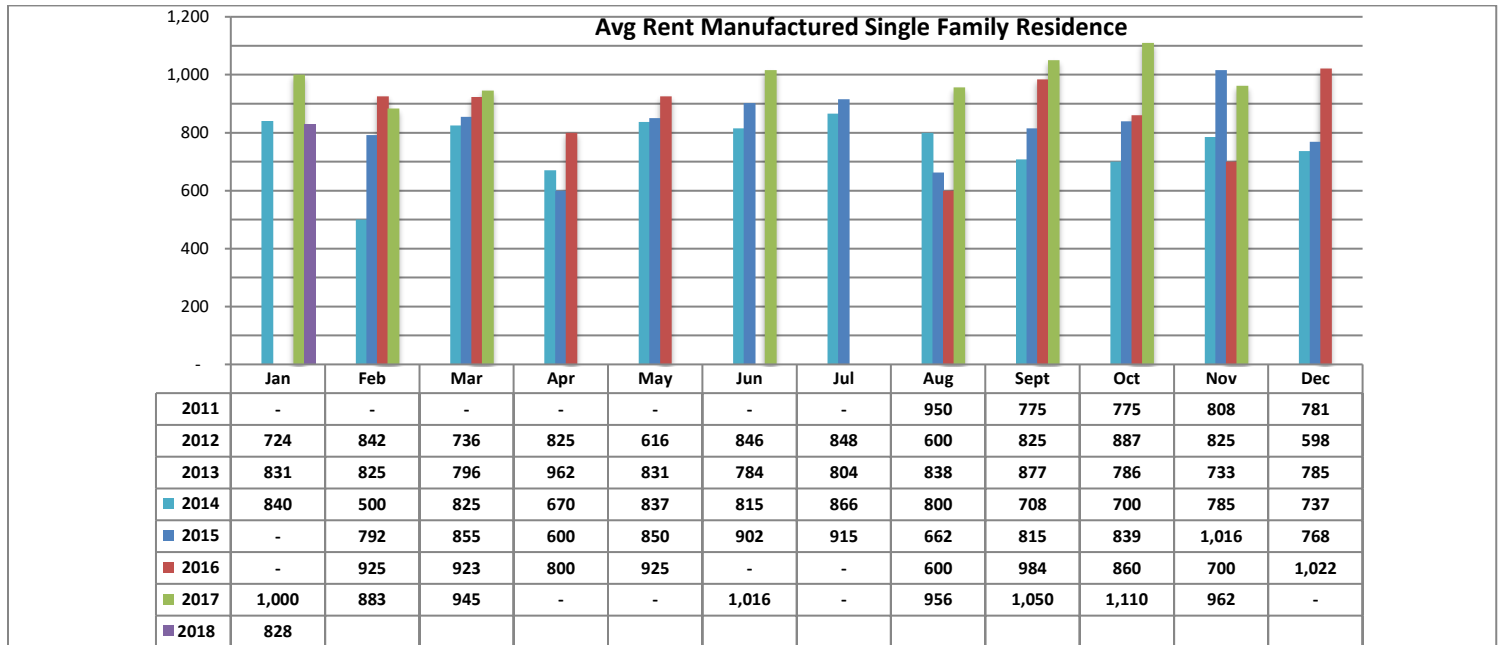


Avg Rent for Mobile Homes - January 2018



PLEASE NOTE: The data contained in this report is dynamic in nature and therefore subject to change and adjustment with the passage of time. These figures and charts are an approximation of the flow of business as observed through the Multiple Listing Service of Southern Arizona. This report does not represent all real estate activity in the area as it does not include unrepresented sales, commercial sales or a substantial portion of new home sales. Though the data and materials presented here are deemed to be substantially correct, neither the Tucson Association of REALTORS® nor the Multiple Listing Service of Southern Arizona guarantees, or is in any way responsible for its accuracy.

Avg Rent for MSFR - January 2018



Avg Rent for SFR Homes - January 2018

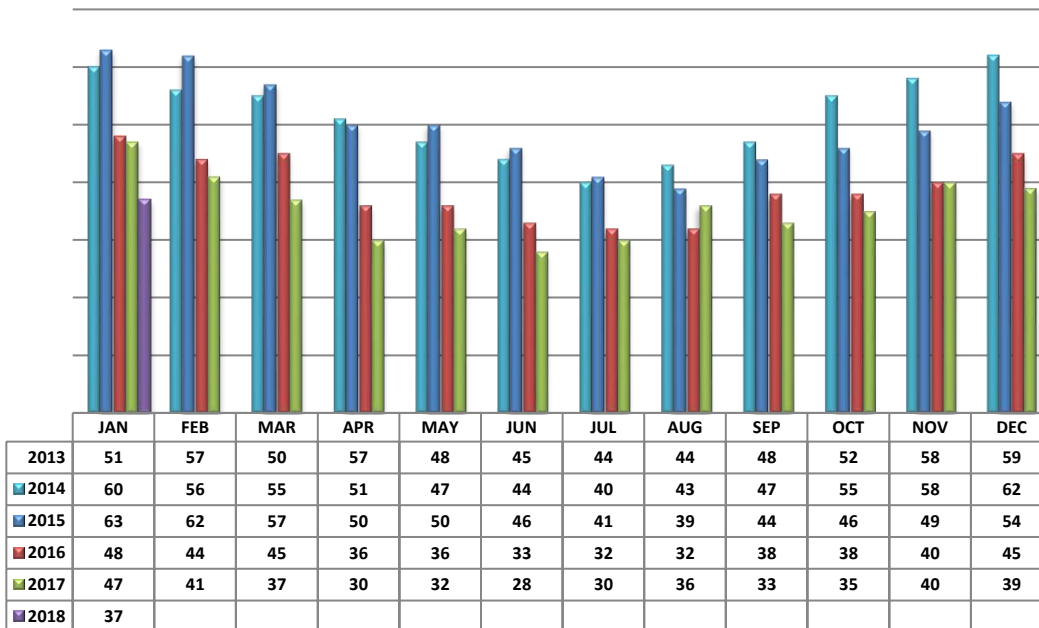


PLEASE NOTE: The data contained in this report is dynamic in nature and therefore subject to change and adjustment with the passage of time. These figures and charts are an approximation of the flow of business as observed through the Multiple Listing Service of Southern Arizona. This report does not represent all real estate activity in the area as it does not include unrepresented sales, commercial sales or a substantial portion of new home sales. Though the data and materials presented here are deemed to be substantially correct, neither the Tucson Association of REALTORS® nor the Multiple Listing Service of Southern Arizona guarantees, or is in any way responsible for its accuracy.

Avg Rent for Townhomes - January 2018



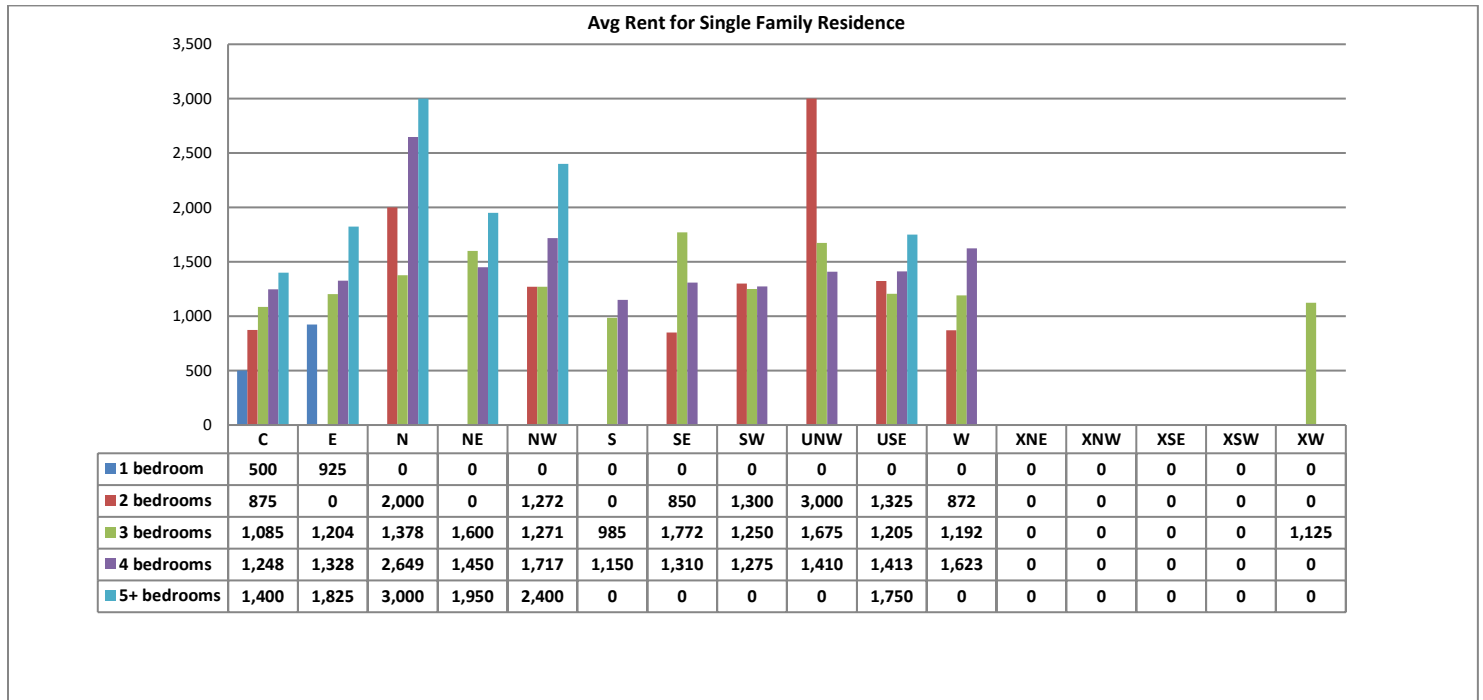
Average Days on Market/Listing



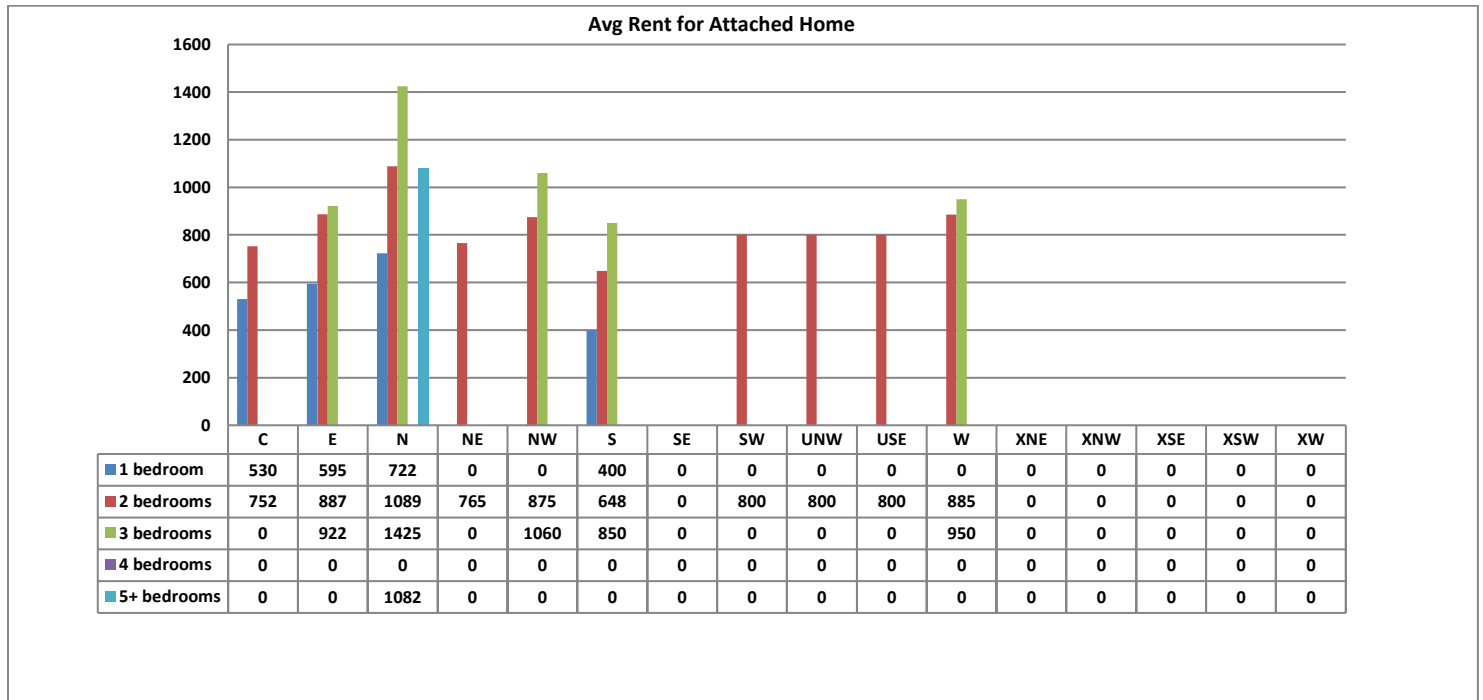
Area	# of Listings
C	44
E	33
N	31
NE	45
NW	28
S	27
SE	28
SW	58
UNW	164
USE	36
W	23
XNE	0
XNW	0
XSE	0
XSW	0
XW	12

PLEASE NOTE: The data contained in this report is dynamic in nature and therefore subject to change and adjustment with the passage of time. These figures and charts are an approximation of the flow of business as observed through the Multiple Listing Service of Southern Arizona. This report does not represent all real estate activity in the area as it does not include unrepresented sales, commercial sales or a substantial portion of new home sales. Though the data and materials presented here are deemed to be substantially correct, neither the Tucson Association of REALTORS® nor the Multiple Listing Service of Southern Arizona guarantees, or is in any way responsible for its accuracy.

Average Single Family price per # of bedrooms – January 2018

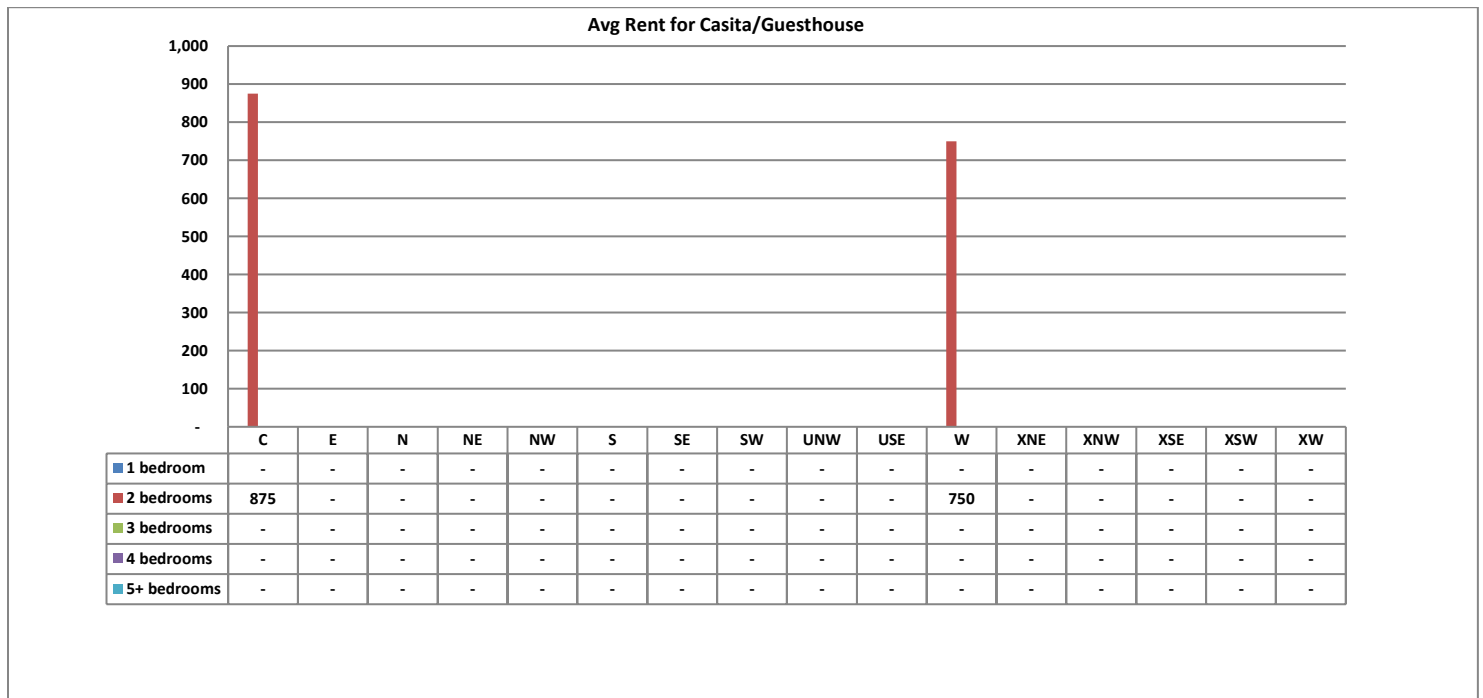


Average Attached Home price per # of bedrooms – January 2018

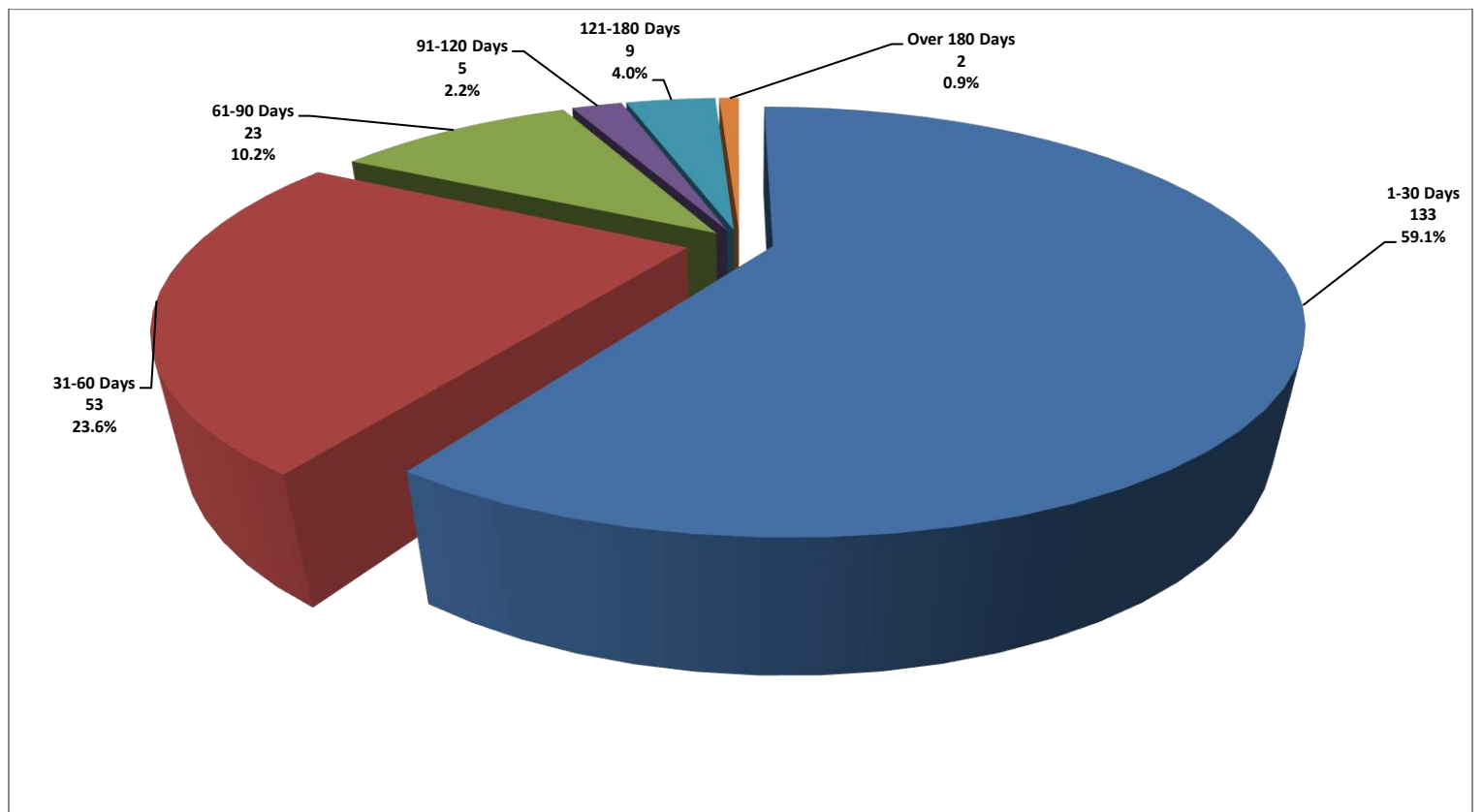


PLEASE NOTE: The data contained in this report is dynamic in nature and therefore subject to change and adjustment with the passage of time. These figures and charts are an approximation of the flow of business as observed through the Multiple Listing Service of Southern Arizona. This report does not represent all real estate activity in the area as it does not include unrepresented sales, commercial sales or a substantial portion of new home sales. Though the data and materials presented here are deemed to be substantially correct, neither the Tucson Association of REALTORS® nor the Multiple Listing Service of Southern Arizona guarantees, or is in any way responsible for its accuracy.

Average Casita/Guesthouse price per # of bedrooms – January 2018



Average Days on Market/Listing for January 2018 Breakdown



PLEASE NOTE: The data contained in this report is dynamic in nature and therefore subject to change and adjustment with the passage of time. These figures and charts are an approximation of the flow of business as observed through the Multiple Listing Service of Southern Arizona. This report does not represent all real estate activity in the area as it does not include unrepresented sales, commercial sales or a substantial portion of new home sales. Though the data and materials presented here are deemed to be substantially correct, neither the Tucson Association of REALTORS® nor the Multiple Listing Service of Southern Arizona guarantees, or is in any way responsible for its accuracy.